


# Parts List




VOLKSWAGEN

1500  
1600  
1600L

K A R M A N N  
*Karmann*



MODEL 343	2 Seater Coupé	LHD
MODEL 344	2 Seater Coupé	RHD



MODEL 345	2 Seater Coupé	LHD with sliding roof
MODEL 346	2 Seater Coupé	RHD with sliding roof

The unit numbers are found on the following locations:

**Type Number:**

On the identification plate in front luggage compartment beside the fuel tank filler neck.

**Chassis Number:**

On frame tunnel under the emergency seat.

---

**Supplements 1–34  
have already been incorporated  
in this Parts List.**

If you require Parts Lists as well as individual index pages or covers please  
quote the following numbers in your orders:

735 004 20	Complete Parts List
735 014 20	Index Pages
735 024 20	Cover

Edition: 15 460      Printed by: H. Osterwald, Hanover - Printed in Germany  
All rights reserved - May not be reproduced or translated in whole or in part without written consent from Volkswagenwerk.  
This Parts List is only meant for use within the VW Organization.  
It is not to be regarded as advertising material and it is meant to facilitate the smooth running of the Parts Service.

# **Supplement 35 to Parts List**

## **Karmann Ghia Type 1 and Type 3**

Pages with Roman numerals have been replaced by pages with Arabic numerals.  
Please remove all the pages with Roman numerals from the Parts List.

### **Karmann Ghia Type 1**

#### **New parts:**

141 945 131	Lens – Reflector (M 11)
141 945 133	Lens – Reflector (M 11) (for USA only)

#### **No longer available:**

141 809 417  
141 809 418  
143 809 452 A  
K 357 13  
P 237 15  
U 126 14  
V 115

#### **superseded by:**

141 809 417 A  
141 809 418 A  
143 809 452 B  
no longer available  
no longer available  
U 133 11  
no longer available

#### **Delete:**

142 857 121 A  
143 919 031 B

#### **superseded by:**

142 857 121 B  
141 919 025

## Karmann Ghia Type 3

### No longer available:

### superseded by:

311 255 181	no longer available
311 255 182	no longer available
311 255 201 A	no longer available
311 255 209 A	no longer available
311 255 387 E	no longer available
311 255 388 F	no longer available
311 255 389 C	no longer available
311 255 390 C	no longer available
311 701 447	311 701 449
343 705 481 B	343 705 481 C
311 705 761	311 705 761 A
343 800 101	no longer available
344 800 101	no longer available
345 800 101	no longer available
346 800 101	no longer available
343 800 401 E	no longer available
344 800 401 D	no longer available
345 800 401 E	no longer available
346 800 401 D	no longer available
343 813 161 B	343 813 161 C
343 857 101	343 857 101 A
343 857 121	343 857 121 A
343 867 011 (875)	no longer available
(880)	no longer available
(879)	no longer available
(856)	no longer available
(041)	343 867 011 (172)
343 867 011 A (041)	343 867 011 A (172)
343 867 012 (878)	no longer available
343 867 012 A (041)	343 867 012 A (172)
343 867 035 A (163)	343 867 035 A (176)
343 867 036 (041)	343 867 036 (172)
343 867 287	no longer available
343 867 501 (466)	343 867 501 (581)
311 881 155 (043)	311 881 161 C (043)
311 941 583 A	111 941 583 A
311 941 583 B	111 941 583

## Observe the following when ordering:

---

- ① Innumerate the items required in parts list sequence with the exception of standard parts and lacquers which should be shown in numerical sequence at the end of the order.
- ② In case of doubt always indicate: **Type, Chassis and Engine Numbers.**
- ③ Always state the color code of all parts which are supplied in various colours.
- ④ In case of orders by telephone, correct supply cannot be guaranteed.
- ⑤ Designations such as front – rear – left – right are determined from the driving seat facing forward.
- ⑥ Orders for bodies should be submitted on special orders.

× in the "Quantity" column indicates: as required,

\* in the "Quantity" column indicates: running meters,

\* in front of the part no. indicates: part also supplied in an Repair kit,

M... in the Type and Model column indicates: Optional Extras or Deletions, no entry in the "Type and Model" column indicates for all models.

● in front of color code indicates: part no longer available; the replacement is given after the color designation.

**VOLKSWAGENWERK AKTIENGESELLSCHAFT · WOLFSBURG**

# Introduction

This parts list contains all the spare parts for the Volkswagen Karmann Ghia Type 1 and Type 3. Parts of the individual main or sub groups which are not shown in this Parts List are to be found in the Parts List for the Volkswagen Type 1 and Type 3. Modifications will be covered by supplements. Please observe main groups and the pages numbers when replacing the individual pages of the supplement.

All parts itemized in this list are broken down into 10 main groups which correspond to the main units of the vehicle. Each main unit consists of several sub groups, the number of which varies according to the size and design of the unit.

Within the main and/or sub groups the parts are listed and numbered in their constructional order. The illustrations have been grouped accordingly.

Each part number consists of nine figures. The first three figures designate the type and model. The next figure shows the main group. The following two figures indicate the sub-group. The last three figures represent the actual numerical designation of the part. In the event of modifications to the material or design one or two letters are added to the part number of those parts which are not interchangeable with the previous parts. The alphabetical order indicates the number of modifications made.

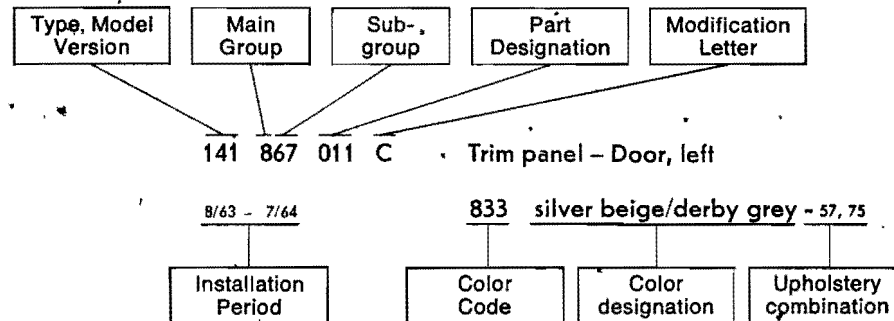
The required color code is denoted by 3 numbers or a combination of numbers and letters.

In order to identify the installation period and appropriate color, a folded color combination page has been inserted in front of the page "Main Groups and Addendum".

This page indicates the installation periods according to current paint finishes. The individual upholstery combinations and combination numbers are also shown thereon.

The installation period with monthly and yearly figures is given in the column "Part No." in front of the color designation. The combination number - preceded by a dash - is shown after the color code with paint designation. This combination number indicates the upholstery combination for which this part is supplied.

## Example:



Designations such as front - rear - left - right are determined from the driving seat in driving direction. If a part is available in left and right-hand versions, the odd end figure usually designates the left-hand part and the following item with an even end figure the right-hand one.

## List of Optional Extras (M) shown in the Parts List

		Model	
M 5	Saxomat 34 b.h.p. engine from Engine No. 5 000 001 up to 9 800 000 from Engine No. D 0 000 001 up to D 0 095 049	141-144 141-144	
M 9	Yellow taillights up to Chassis No. 146 1021 300	141-144	Australia, Italy
	Automatic transmission from Chassis No. 148 071 440	141-144	
M 11	Sealed Beam headlights, flashing indicators with side marking lights, red taillights, emergency lights, dual circuit brake warning light, back up lamp, without headlamp flasher, parking lamps and steering lock (from Chassis No. 149 000 001 without emergency light) from Chassis No. 148 000 001 up to 149 1200 000 Sealed beam headlights, flashing indicators with side marker light, red taillights, buzzer for ignition-starter switch, side marker reflectors, back-up lamps in taillights, dual circuit brake warning light, but without headlamp flasher parking lamps and steering lock from Chassis No. 140 2000 001	141, 143	USA, Canada
M 14	Inscription "Volkswagen" instead of VW 1300, VW 1500 and VW 1600 up to Chassis No. 349 500 000	141-144 343-346	Export markets
M 17	With mounting points for lap safety belts up to Chassis No. 146 1021 300	141-144	
M 19	Without headlamp flasher from Chassis No. 148 000 001 from Chassis No. 348 000 001 up to 349 500 000	141-144 343-346	
M 20	Speedometer in miles up to Chassis No. 349 500 000	141-144 343-346	Export markets
M 26	With activated carbon container for absorbing fuel vapour from Chassis No. 140 2000 001	141-144	California
M 27	With lap belt reel fixture from Chassis No. 147 000 001 up to 147 999 000	141-144	USA, Canada
M 30	With headlamp flasher and simultaneous license plate illumination up to Chassis No. 349 500 000	141, 143 343, 345	Austria
M 34	Parking light warning lamp, side-mounted flashing indicators Flashing indicators, front (white-yellow) and with additional rear reflectors up to Chassis No. 349 500 000	141-144 343-346	Italy Italy
M 37	Without emergency light system up to Chassis No. 349 500 000	141-144 343-346	France and Italy
M 46	Side-mounted flashing indicators	141-144	Denmark
M 47	With back up lamp from Chassis No. 147 000 001 up to 149 1200 000 from Chassis No. 347 000 001 up to 349 500 000	141-144 343-346	
M 50	Dual circuit brake warning light from Chassis No. 148 000 001	141-144	
M 54	Lockable glove compartment lid from Chassis No. 149 000 001	143, 144	
M 55	Steering lock with ignition-starter switch from Chassis No. 147 000 001 up to 149 1200 000	141-144	Export markets (Germany: standard equipment)
M 59	Gearshift lock with Ignition-starter switch up to Chassis No. 146 1021 300	141-144	Export markets (Germany: standard equipment)



		Model	
M 59	Thermostat-controlled carburetor pre-heating 40 b.h.p. engine from Engine No. F 1 380 778	141-144	Export markets
M 62	Water container with smaller air chamber and additional air hose; from Chassis No. 149 000 001 from Chassis No. 349 000 001 up to 349 500 000 additional rear view mirror, outer, right, "convex" (LHD only)	141-144 141, 143 343, 345	Sweden
M 74	Mug flaps up to Chassis No. 349 500 000	343-346	
M 82	Mounting parts for first aid kit from Chassis No. 141 2000 001	141-144	
M 89	Laminated windshield up to Chassis No. 349 500 000	141-144 343-346	Export markets
M 102	Rear window glass (heatable) from Chassis No. 145 000 001 from Chassis No. 149 862 321 from Chassis No. 345 000 001 up to 349 500 000	143, 144 141, 142 343-346	
M 107	Bumper guards	141-144	
M 124	Yellow headlight bulbs	141-144	France
M 138	With Sealed-Beam headlights, red taillights, emergency light, but without headlamp flasher up to Chassis No. 147 999 000 Sealed Beam headlights, red taillights, but without headlamp flasher from Chassis No. 148 000 001 up to 149 1200 000 Sealed-beam headlights, front flashing indicators with side marker lights, back-up lamps in brake/indicator lights, side flashing indicators in front from Chassis No. 140 2000 001	141-144	Export markets
M 185	Three-point safety belt - Front seat from Chassis No. 148 000 001	141-144	USA, Canada
M 187	Headlamps for left-hand traffic up to Chassis No. 349 500 000	141-144 343-346	Left-hand traffic
M 206	Rear view mirror, inner, anti-dazzle up to Chassis No. 349 500 000	141-144 343-346	
M 227	Higher front seat backrest (headrest) from Chassis No. 148 000 001	141-144	
M 228	Padded strip - Instrument panel from Chassis No. 149 000 001	141, 143	
M 246	Eberspächer heater up to Chassis No. 345 220 883	343-346	
M 248	Ignition/starter switch without steering-ignition lock up to Chassis No. 349 500 000	343-346	Export markets
M 249	Automatic transmission from Chassis No. 348 015 226 up to 349 500 000	343-346	
M 259	With mounting points for lap safety belts up to Chassis No. 346 500 000	343-346	Export markets
M 261	Additional outer rear view mirror, right, plane from Chassis No. 148 000 001	141, 143	
M 274	With Sealed-Beam headlights, red taillights, emergency light, but without headlamp flasher up to Chassis No. 347 500 000 Sealed-Beam headlights, red taillights, but without headlamp flasher and parking lamp from Chassis No. 348 000 001 up to 349 500 000	343-346	Export markets

		Model	
M 275	Cover - Fog lamp up to Chassis No. 349 500 000	343-346	Benelux countries
M 282	Yellow headlight bulbs up to Chassis No. 346 500 000	343-346	France
M 528	Additional outer rear view mirror, right, convex from Chassis No. 149 000 001 from Chassis No. 349 000 001 up to 349 500 000	141, 143 343, 345	
M 601	Special equipment package from Chassis No. 148 000 001 up to 148 999 000 from Chassis No. 348 000 001 up to 348 500 000 comprising: M 47: Back up lamp. M 102: Heatakte rear window (only for 143, 144, 343-346), emergency light system, dual circuit brake warning light, padded strip for instrument panel (LHD only: 141, 143)	141-144 343-346	
M 602	Special equipment package from Chassis No. 148 000 001 up to 148 999 000 from Chassis No. 348 000 001 up to 348 500 000 comprising: emergency light system, dual circuit brake warning light, padded strip for instrument panel (LHD only: 141, 143)	141-144 343-346	
M 610	12 Volt system up to Chassis No. 147 999 000	141-144	
M 616	Back-up in brake/indicator light from Chassis No. 140 2000 001	141-144	
M 617	Water container with decreased air capacity and additional air hose from Chassis No. 148 000 001	141-144	

## MAIN GROUPS

- 1** **Engine**  
see Parts List  
Volkswagen Type 3
- 2** **Fuel tank, Exhaust and heating system**
- 3** **Transmission**  
see Parts List  
Volkswagen Type 3
- 4** **Front axle, Steering**  
see Parts List  
Volkswagen Type 3
- 5** **Rear axle**  
see Parts List  
Volkswagen Type 3
- 6** **Road wheels, Brakes**  
see Parts List  
Volkswagen Type 3
- 7** **Frame, Hand lever system, Pedal cluster**
- 8** **Body**
- 9** **Electrical equipment**
- 0** **Accessories**
- ST** **Standard parts**
- L** **Lacquers, Servicing Materials  
and Sealing Compounds**

## ADDENDUM

## ***Production Survey***

---

The following list gives a survey of the chassis produced up to the end of each year and of dates when substantial technical innovations were introduced.

	Year	Chassis	
Sept.	1961	00 269	Type 343 introduced
Dec.	1961	10 550	
July	1962	50 282	Type 345 introduced
Aug.	1962	64 916	
Dec.	1962	138 774	
Aug.	1963	221 975	
Dec.	1963	321 076	
Jan.	1964	341 651	Type 344 introduced
Feb.	1964	342 081	Type 346 introduced
July	1964	483 592	
Aug.	1964	345 000 001	
Dec.	1964	345 087 857	
July	1965	345 220 883	
Aug.	1965	346 000 001	
Dec.	1965	346 140 226	
July	1966	346 500 000	
Aug.	1966	347 000 001	
Dec.	1966	347 134 254	
July	1967	347 500 000	
Aug.	1967	348 000 001	
Dec.	1967	348 079 424	
July	1968	348 500 000	
Aug.	1968	349 000 001	
Dez.	1968	349 108 899	
July	1969	349 500 000	

## Color Combinations

**Karmann-Ghia Type 3**

**up to July 1967 — Chassis No. 347 500 000**

## Model 343-346

### September 1961 up to July 1962, from introduction up to Chassis No. 64 915

Car finish	L 41 (10) black	L 87 (13) pearl white	L 456 (11) ruby red
Upholstery combination (cloth)	57 red/silver beige	57 red/silver beige	59 silver/silver beige
Upholstery combination (leatherette)	75 true red/silver beige	75 true red/silver beige	76 derby grey/silver beige
Wheel disc	L 87 pearl white	L 87 pearl white	L 87 pearl white
Hand brake lever	L 469 anthracite	L 469 anthracite	L 469 anthracite
Seat frame	L 466 silver beige	L 466 silver beige	L 466 silver beige

Car finish	L 469 (18) anthracite	L 360 (12) sea blue	L 398 (26) pacific
Upholstery combination (cloth)	59 silver/silver beige	58 cerulean blue/ice blue	62 turquoise/ice blue
Upholstery combination (leatherette)	76 derby grey/silver beige	77 sea blue/ice blue	73 turquoise/ice blue
Wheel disc	L 87 pearl white	L 289 blue-white	L 289 blue-white
Hand brake lever	L 469 anthracite	L 290 satin blue	* hydrate green
Seat frame	L 466 silver beige	* ice blue	* ice blue

Steering column tube L 43 grey-black; rim L 41 black

Remark: \* no longer available

### August 1962 up to July 1964, from Chassis No. 64 916 up to 483 592

Car finish	L 41 (10) black	L 456 (11) ruby red	L 360 (12) sea blue
Upholstery combination (cloth)	61 red/silver beige	57 silver/silver beige	62 cerulean blue/ice blue
Upholstery combination (cloth)			
Upholstery combination (leatherette)	76 brick red	75 silver beige	77 a ice blue
Upholstery combination (leatherette)	79 black	79 black	79 black
Upholstery combination (leatherette)			

Car finish	L 87 (13) pearl white	L 469 (18) anthracite	L 532 (22) polar blue
Upholstery combination (cloth)	61 red/silver beige	57 silver/silver beige	58 turquoise/ice blue
Upholstery combination (cloth)		61 red/silver beige	
Upholstery combination (leatherette)	76 brick red	75 silver beige	77 b ice blue
Upholstery combination (leatherette)	79 black	76 brick red	79 black
Upholstery combination (leatherette)		79 black	

Car finish	L 571 (23) terra brown	L 560 (24) manila yellow	L 514 (25) emerald
Upholstery combination (cloth)	59 beige/light beige	60 manila/black	57 silver/silver beige
Upholstery combination (cloth)			
Upholstery combination (leatherette)	78 light beige	79 black	75 silver beige
Upholstery combination (leatherette)	79 black		79 black
Upholstery combination (leatherette)			

Car finish	L 398 (26) pacific		
Upholstery combination (cloth)	58 turquoise/ice blue		
Upholstery combination (cloth)			
Upholstery combination (leatherette)	77 ice blue		
Upholstery combination (leatherette)	79 black		
Upholstery combination (leatherette)			

Wheel disc, rim L 41 black; steering column tube, hand brake lever L 43 grey-black; seat frame L 469 anthracite  
Remarks: Index a and b for door trim panels only

# Model 343-346

August 1964 up to July 1965, from Chassis No. 345 000 001 up to 345 220 883

Car finish	L 288 (01) bermuda	L 594 (02) smoke grey	L 554 (03) cherry red
Upholstery combination (cloth), standard	69 marine	65 silver	68 slate
Upholstery combination (cloth), optional	68 slate	61 brick red	65 silver
Upholstery combination (cloth), optional		66 beige	
Upholstery combination (cloth), optional			
Upholstery combination (cloth), optional			
Upholstery combination (leatherette), standard	92 aero blue	88 aero grey	93 aero black
Upholstery combination (leatherette), optional	93 aero black	89 aero beige	88 aero grey
Upholstery combination (leatherette), optional		91 aero red	
Upholstery combination (leatherette), optional			
Upholstery combination (leatherette), optional			

Car finish	L 553 (04) henna red	L 544 (05) roulette green	L 582 (06) arcona white
Upholstery combination (cloth), standard	68 slate	66 beige	66 beige
Upholstery combination (cloth), optional	65 silver	61 brick red	61 brick red
Upholstery combination (cloth), optional		65 silver	67 brown
Upholstery combination (cloth), optional		67 brown	68 slate
Upholstery combination (cloth), optional		68 slate	
Upholstery combination (leatherette), standard	93 aero black	89 aero beige	89 aero beige
Upholstery combination (leatherette), optional	88 aero grey	88 aero grey	90 aero brown
Upholstery combination (leatherette), optional		90 aero brown	91 aero red
Upholstery combination (leatherette), optional		91 aero red	93 aero black
Upholstery combination (leatherette), optional		93 aero black	

Car finish	L 595 (09) fontana grey	L 360 (12) sea blue	L 560 (24) manila yellow
Upholstery combination (cloth), standard	68 slate	65 silver	68 slate
Upholstery combination (cloth), optional	61 brick red	68 slate	67 brown
Upholstery combination (cloth), optional	67 brown		
Upholstery combination (cloth), optional	69 marine		
Upholstery combination (cloth), optional			
Upholstery combination (leatherette), standard	93 aero black	88 aero grey	93 aero black
Upholstery combination (leatherette), optional	90 aero brown	93 aero black	88 aero grey
Upholstery combination (leatherette), optional	91 aero red		
Upholstery combination (leatherette), optional	92 aero blue		
Upholstery combination (leatherette), optional			

Car finish	L 568 (37) sea sand		
Upholstery combination (cloth), standard	67 brown		
Upholstery combination (cloth), optional	68 slate		
Upholstery combination (cloth), optional			
Upholstery combination (cloth), optional			
Upholstery combination (cloth), optional			
Upholstery combination (leatherette), standard	90 aero brown		
Upholstery combination (leatherette), optional	93 aero black		
Upholstery combination (leatherette), optional			
Upholstery combination (leatherette), optional			
Upholstery combination (leatherette), optional			

Wheel disc, rim L 41 black; steering column tube L 43 grey-black; hand brake lever, seat frame L 469 anthracite

# Model 343-346

## August 1965 up to July 1966, from Chassis No. 346 000 001 up to 346 500 000

Car finish	L 288 (01) bermuda	L 554 (03) cherry red	L 553 (04) henna red
Upholstery combination (cloth), standard	54 azure repp.	50 platinum repp.	50 platinum repp.
Upholstery combination (cloth), optional		63 platinum repp./black	63 platinum repp./black
Upholstery combination (leatherette), standard	80 black	78 platinum	78 platinum
Upholstery combination (leatherette), optional		80 black	80 black
Upholstery combination (leatherette), optional			81 Balearic beige

		up to Chassis No. 346 147 892	from Chassis No. 346 147 893
Car finish	L 544 (05) roulette green	L 582 (06) arcona white	L 282 (06) lotus white
Upholstery combination (cloth), standard	50 platinum repp.	51 Teak repp.	51 Teak repp.
Upholstery combination (cloth), optional	63 platinum repp./black		
Upholstery combination (leatherette), standard	78 platinum	79 pigalle	79 pigalle
Upholstery combination (leatherette), optional	80 black	80 black	80 black
Upholstery combination (leatherette), optional	81 Balearic beige	81 Balearic beige	81 Balearic beige

Car finish	L 41 (10) black	L 360 (12) sea blue	L 560 (24) manila yellow
Upholstery combination (cloth), standard	50 platinum repp.	50 platinum repp.	63 platinum repp./black
Upholstery combination (cloth), optional		63 platinum repp./black	
Upholstery combination (leatherette), standard	78 platinum	78 pigalle	80 black
Upholstery combination (leatherette), optional	79 pigalle	80 black	
Upholstery combination (leatherette), optional	80 black		

Car finish	L 568 (37) sea sand		
Upholstery combination (cloth), standard	51 Teak repp.		
Upholstery combination (cloth), optional			
Upholstery combination (leatherette), standard	79 pigalle		
Upholstery combination (leatherette), optional	80 black		
Upholstery combination (leatherette), optional	81 Balearic beige		

Wheel disc, rim L 41 black; seat frame, gearshift and hand brake lever L 43 grey-black;

\* Steering column tube: L 43 grey-black - 50, 54, 63, 78, 80, 81; L 672 rust - 51; L 652 scarlet - 79

Remark: \* see combination

## August 1966 up to July 1967, from Chassis No. 347 000 001 up to 347 500 000

Car finish	L 288 (01) bermuda	L 620 (02) savanna beige	L 70 K (45) Vulcan grey
Upholstery combination (cloth)	67 blue 66	68 khaki brown 66	68 khaki brown 66
Upholstery combination (leatherette)	84 black	74 khaki brown	73 light sand 66
Upholstery combination (leatherette)			

Car finish	L 554 (03) cherry red	L 50 K (47) Neptune blue	L 10 K (24) Castilian yellow
Upholstery combination (cloth)	66 platinum 66	66 platinum 66	66 platinum 66
Upholstery combination (leatherette)	84 black	84 black	84 black
Upholstery combination (leatherette)			

Car finish	L 544 (05) roulette green	L 282 (42) lotus white	L 41 (10) black
Upholstery combination (cloth)	68 khaki brown 66	68 khaki brown 66	
Upholstery combination (leatherette)	73 light sand 66	91 Indian red	73 light sand 66
Upholstery combination (leatherette)		74 khaki brown	91 Indian red

Wheel disc, rim L 41 black; steering column tube, seat frame, hand brake lever L 43 grey-black



## Color Combinations

**Karmann Ghia Type 3**

**from August 1967 – Chassis No. 348 000 001**

## Model 343-346

### August 1967 up to July 1968, from Chassis No. 348 000 001 up to 348 500 000

Car finish	L 30 K (16) velour red	L 041 (10) black	L 50 F (23) regatta blue
Upholstery combination (cloth)	10 dogtooth platinum 68	12 dogtooth khaki 68	10 dogtooth platinum 68
Upholstery combination (leatherette)	43 black 68	42 Indian red 68	43 black 68
Upholstery combination (leatherette)	31 light sand 68	31 light sand 68	31 light sand 68

Car finish	L 61 K (04) pine green	L 70 F (19) chinchilla	L 80 K (06) Gobi beige
Upholstery combination (cloth)	12 dogtooth khaki 68	12 dogtooth khaki 68	12 dogtooth khaki 68
Upholstery combination (leatherette)	32 khaki brown 68	32 khaki brown 68	32 khaki brown 68
Upholstery combination (leatherette)	31 light sand 68	43 black 68	43 black 68

Car finish	L 282 (42) lotus white	L 288 (01) bermuda	L 554 (03) cherry red
Upholstery combination (cloth)	10 dogtooth platinum 68	10 dogtooth platinum 68	10 dogtooth platinum 68
Upholstery combination (leatherette)	42 Indian red 68	43 black 68	43 black 68
Upholstery combination (leatherette)	43 black 68	42 Indian red 68	31 light sand 68

Wheel disc, rim L 41 black; steering column tube, seat frame, hand brake lever L 43 grey-black

### August 1968 up to July 1969, from Chassis No. 349 000 001 up to 349 500 000

Car finish	L 11 K (64) oriole yellow	L 31 K (65) sunset	L 51 K (66) chrome blue
Upholstery combination (cloth)	10 dogtooth platinum 68	10 dogtooth platinum 68	10 dogtooth platinum 68
Upholstery combination (leatherette)	32 khaki brown 68	31 light sand 68	40 black 68
Upholstery combination (leatherette)	40 black 68	40 black 68	

Car finish	L 62 K (69) cypress green	L 90 C (63) toga white	L 554 (03) cherry red
Upholstery combination (cloth)	12 dogtooth khaki 68	10 dogtooth platinum 68	10 dogtooth platinum 68
Upholstery combination (leatherette)	31 light sand 68	40 black 68	31 light sand 68
Upholstery combination (leatherette)	32 khaki brown 68	47 gala red 69	40 black 68

Wheel disc, rim L 41 black; hand brake lever, steering column tube, seat frame L 43 grey-black



# MAIN GROUP

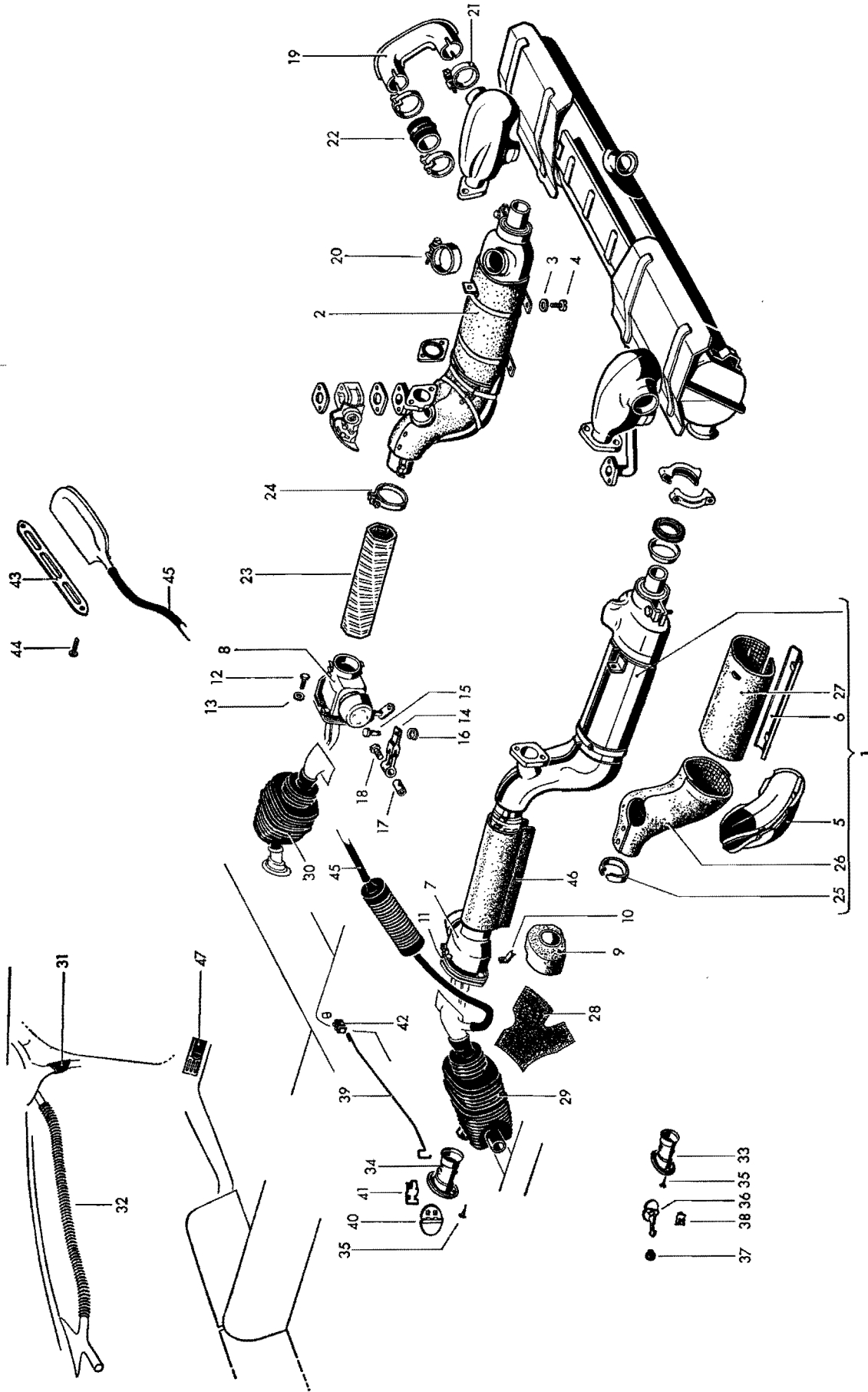


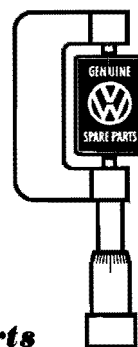
---

## FUEL TANK EXHAUST SYSTEM HEATING SYSTEM

	Illustration
55 Heating system	1+A 1
59 Fresh air control	2
61 Eberspächer Stationary Heater	B 1

for all parts not listed  
see Parts List Volkswagen 1500





***Genuine VW Parts***  
***rigidly factory inspected***

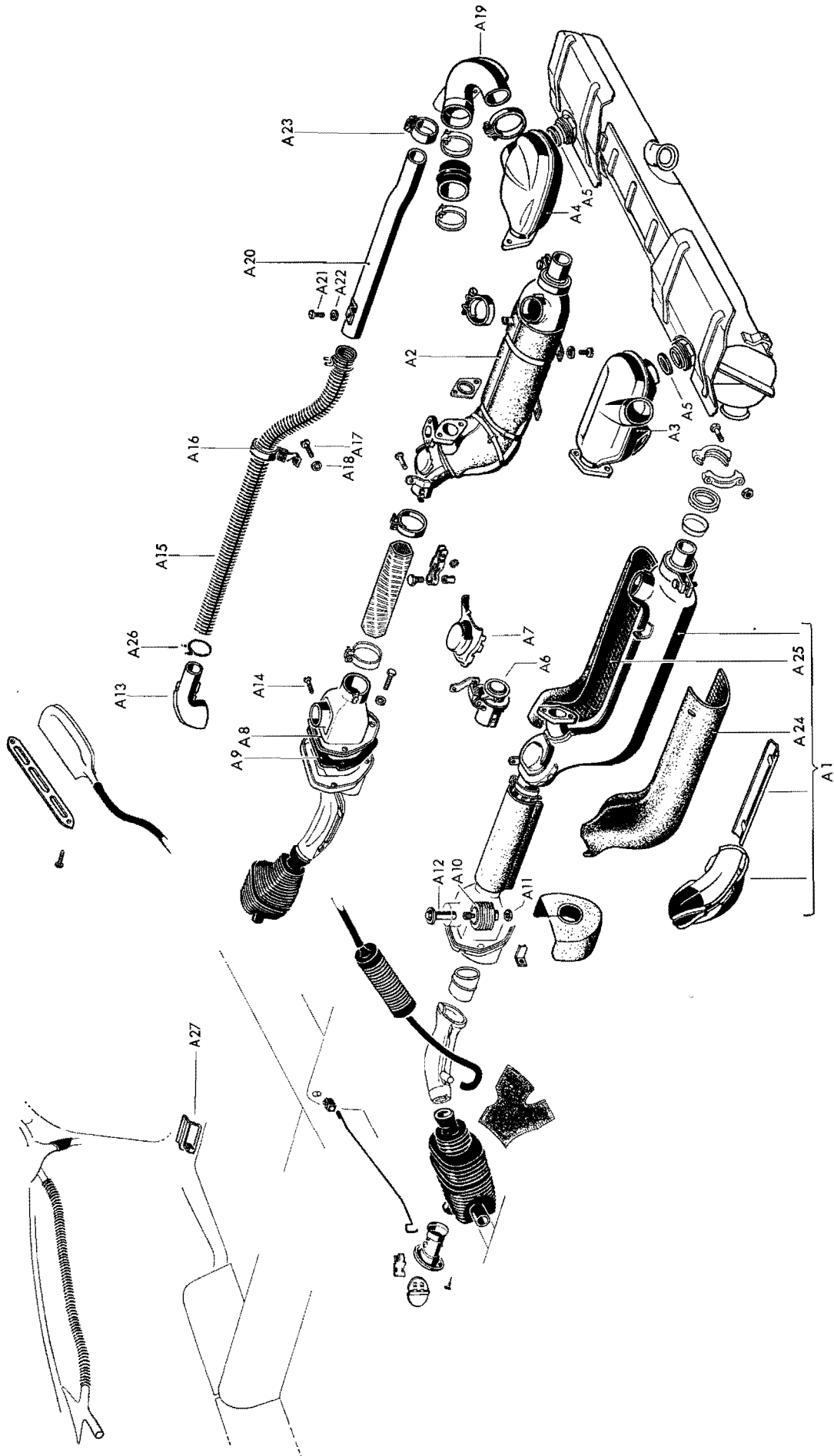


Illustration **A1**



Key No.	Part No.	Description	Quantity	Type and model
<b>HEATER</b>				
1	311 255 103 F	Heat exchanger, left ..... up to Engine No. 713 138 up to Engine No. 367 830 the following parts are additionally required: 311 255 357 D Flexible pipe 311 255 113 Adapter ring	1	
A 1	311 255 103 E	Heat exchanger front left ..... from Engine No. 713 139	1	
2	311 255 104 F	Heat exchanger, right ..... up to Engine No. 713 138 up to Engine No. 367 830 the following parts are additionally required: 311 255 358 E Flexible pipe 311 255 113 Adapter ring	1	
A 2	311 255 104 K	Heat exchanger, front right ..... from Engine No. 713 139 (Seal off carburetor pre-heating opening with 311 255 117 from Engine No. 713 139 up to T 0 222 424	1	
3	N 11 652 1	Washer 7 .....	4	
4	N 10 710 1	Screw, cheese head AM 6×10 .....	4	
-	311 255 113	Adapter ring - Flexible pipe .....	x	
-	311 255 117	Plug for pre-heater pipe in heat exchanger .....	1	
A 3	311 255 141 B	Heat exchanger rear left ..... from Engine No. 713 139	1	
A 4	311 255 142 C	Heat exchanger rear right ..... from Engine No. 713 139	1	
A 5	N 13 836 1	Sealing washer C 36×42 .....	2	
5	311 255 145	Protection plate - Heat exchanger, left .....	1	



Key No.	Part No.	Description	Quantity	Type and model
-	311 255 146	Protection plate – Heat exchanger, right .....	1	
6	311 255 149 A	Securing plate – Heat exchanger insulation .....	2	
A 6		no longer available		
-	311 255 187 A	Clip – Heat exchanger .....	2	
-	311 255 195 A	Seal under clip .....	2	
A 7		no longer available		
-	311 255 202 A	Cover – Warm air opening on heat exchanger, right from Engine No. 713 139	1	
-	311 255 203 A	Heat control box, left .....	1	up to Chassis No. 221 974
7	311 255 203 C	Heat control box, left .....	1	from Chassis No. 221 975 up to 345 048 101 from Chassis No. 221 975 up to 282 077 the following parts are additionally required: 311 255 357 D Flexible pipe 311 255 113 Adapter ring
A 8	311 255 203 K	Mixing box – Warm air .....	2	from Chassis No. 345 048 102
-	311 255 204 A	Heat control box, right .....	1	up to Chassis No. 221 974
8	311 255 204 C	Heat control box, right .....	1	from Chassis No. 221 975 up to 345 048 101 from Chassis No. 221 975 up to 282 077 the following parts are additionally required: 311 255 358 E Flexible pipe 311 255 113 Adapter ring
9		no longer available		

Key No.	Part No.	Description	Quantity	Type and model
10	311 255 217 A	Mounting bracket – Insulation .....	4	
11	311 255 219	Seal – Heat control box .....	2	
		up to Chassis No. 345 048 101		
12	N 10 210 7	Bolt, hex. head M 6×10 .....	6	
		up to Chassis No. 349 154 531		
13	N 12 226 2	Spring washer B 6 .....	6	
		up to Chassis No. 349 154 531		
–	N 13 974 1	Tapping screw, fillister head B 5.5×19 .....	6	
		from Chassis No. 349 154 532		
A 9	311 255 219 A	Gasket – Warm air mixing box .....	2	
		from Chassis No. 345 048 102		
A 10	311 255 257	Thermostat .....	2	
		from Chassis No. 345 048 102		
A 11	N 11 118 1	Nut, hex. BM 8 .....	2	
A 12	311 255 259	Flap – Warm air mixer .....	2	
		from Chassis No. 345 048 102		
A 13	311 255 287 A	Elbow – Fresh air duct .....	2	
		from Chassis No. 345 048 102		
A 14	N 11 372 3	Tapping screw, cheese head B 3,9×6,5 .....	2	
A 15	311 255 291 A	Fresh air hose .....	2	
		from Chassis No. 345 048 102		
A 16	311 255 295 A	Hose retainer .....	2	
		from Chassis No. 345 048 102		
A 17	N 10 710 1	Screw, cheese head AM 6×10 .....	2	
A 18	N 11 652 1	Washer 7 .....	2	
14	111 255 309 B	Link – Heating control cable .....	2	
15	111 255 311	Pin – Link .....	2	
16	N 12 434 1	Spring washer 4 .....	2	

Key No.	Part No.	Description	Quantity	Type and model
-	111 298 101	1 set of mounting components for heater control . . cable up to Chassis No. 346 087 039	2	
-	111 298 101 A	1 set of mounting components for heater control cable from Chassis No. 346 087 040	2	
17	311 129 777	Swivel pin rear – Heating control cable . . . . . from Chassis No. 346 087 040	2	
18	N 10 205 2	Bolt, hex. head M 5×10 . . . . . from Chassis No. 346 087 040	2	
-	311 255 317	Elbow, left between fan housing and exhaust muffler from Engine No. 713 139	1	
A 19	311 255 318	Elbow, right between fan housing and exhaust . . . muffler from Engine No. 713 139	1	
19	311 255 321	Elbow between fan housing and exhaust muffler up to Engine No. 713 138	2	
-	311 255 327 A	Pipe left – Fresh air . . . . . from Engine No. 713 139	1	
A 20	311 255 328 A	Pipe right – Fresh air . . . . . from Engine No. 713 139	1	
A 21	N 10 710 1	Screw, cheese head AM 6×10 . . . . .	2	
A 22	N 11 652 1	Washer 7 . . . . .	2	
A 23	311 255 333	Clip – Fresh air pipe . . . . . from Engine No. 713 139	2	
20	311 255 341 A	Clip – Heat exchanger . . . . .	2	
21	111 501 159 B	Clip – Elbow . . . . .	2	
22	311 255 353 B	Connection hose – Elbow . . . . .	2	

Key No.	Part No.	Description	Quantity	Type and model
-	311 255 355 B	Muffler – Heater between engine and heat control box, left up to Chassis No. 282 077	1	
-	311 255 356 B	Muffler – Heater between engine and heat control box, right up to Chassis No. 282 077	1	
-	311 255 357 D	Flexible pipe 65 mm dia. between engine ..... and heat control box, left from Chassis No. 282 078 up to 345 048 101	1	
-	311 255 357 E	Flexible pipe 65 mm dia. between engine ..... and warm air mixing box, left from Chassis No. 345 048 102	1	
23	311 255 358 E	Flexible pipe 65 mm dia. between engine ..... and heat control box, right from Chassis No. 282 078	1	
-	311 255 359 A	Connection pipe (length 330 mm) – Carburetor .. pre-heating up to Engine No. T 0 222 424	1	
-	211 255 359	Connection pipe (length 900 mm) – Carburetor .. pre-heating (shorten 770 mm) from Engine No. T 0 222 425	1	
-	111 501 159 B	Retaining clip 44-64 mm dia. .... up to Chassis No. 282 077	2	
24	311 255 299 C	Clip – Flexible pipe 65 mm dia. .... from Chassis No. 282 078	4	
25	311 255 379 B	Insulating ring – Heat exchanger ..... up to Engine No. 255 339	2	
26		no longer available		
A 24		no longer available		
27		no longer available		

Key No.	Part No.	Description	Quantity	Type and model
A 25		no longer available		
-	311 255 411 B	Flange – Heat control box, left ..... up to Chassis No. 345 048 101	1	
-	311 255 412 B	Flange – Heat control box, right ..... up to Chassis No. 345 048 101	1	
-	311 255 413	Adapter – Heating pipe ..... .....	2	
-	311 255 421	Insulation – Heating pipe, left ..... up to Chassis No. 282 077	1	
28	311 255 421 B	Insulation – Heating pipe, left ..... from Chassis No. 282 078	1	
-	311 255 422	Insulation – Heating pipe, right ..... up to Chassis No. 282 077	1	
-	311 255 422 B	Insulation – Heating pipe, right ..... from Chassis No. 282 078	1	
-	311 255 455	Spring clip – Insulation ..... up to Chassis No. 282 077	2	
-	311 255 429	Muffler – Heater, left ..... up to Chassis No. 106 699	1	
-	343 255 429 A	Muffler – Heater, left ..... from Chassis No. 106 700 up to 221 974	1	
29	343 255 429 B	Muffler – Heater, left ..... from Chassis No. 221 975	1	
-	311 255 430	Muffler – Heater, right ..... up to Chassis No. 106 699	1	
-	343 255 430 A	Muffler – Heater, right ..... from Chassis No. 106 700 up to 221 974	1	
30	343 255 430 B	Muffler – Heater, right ..... from Chassis No. 221 975	1	
31	343 255 455 A	Heater pipe – Defroster vent, left and right .....	2	

**MAIN GROUP**




**FUEL TANK  
EXHAUST SYSTEM  
HEATER PIPES**

**Heater pipes**

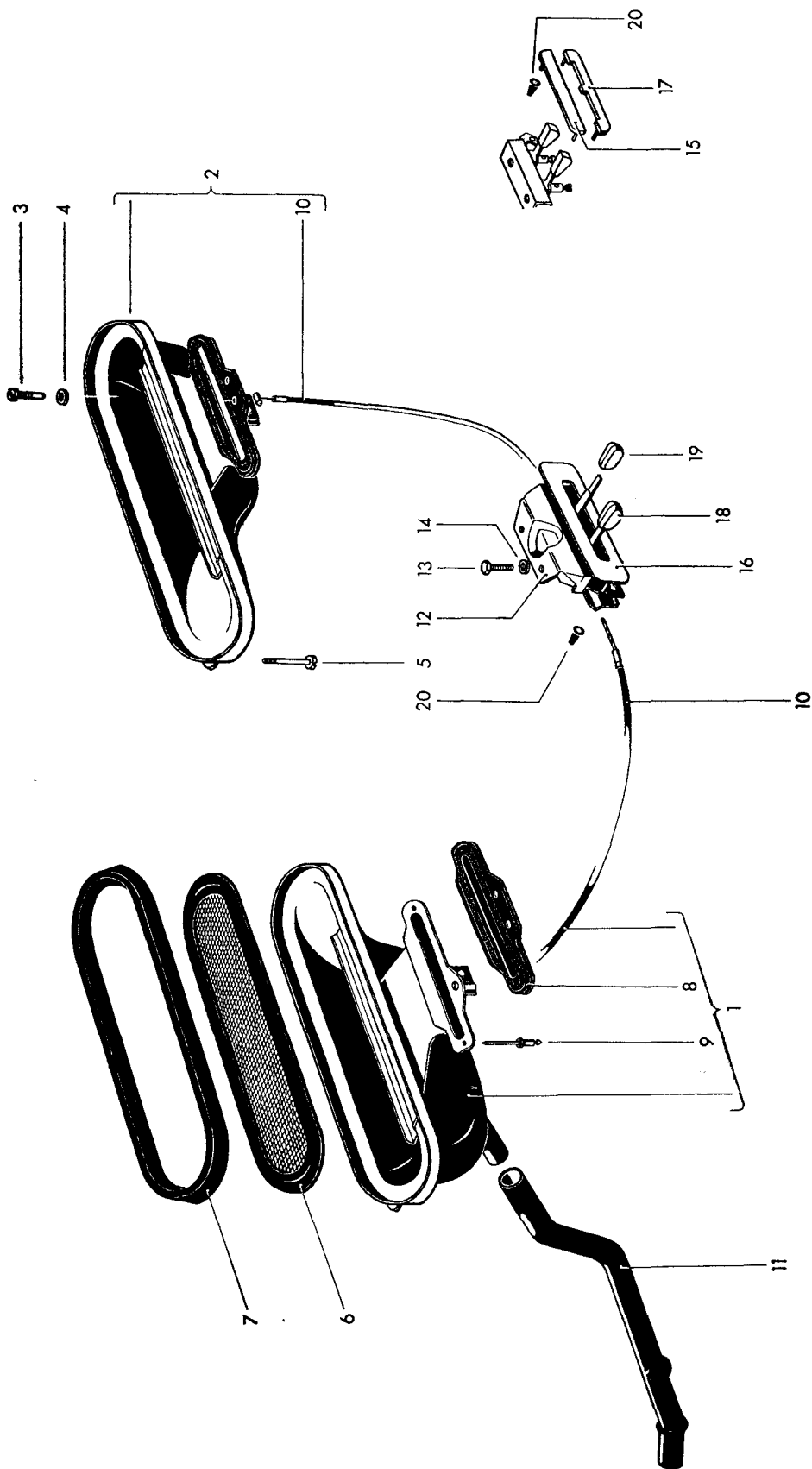
Key No.	Part No.	Description	Quantity	Type and model
-	343 255 459	Heater pipe – Defroster vent, center . . . . . up to Chassis No. 483 592	1	
-	343 255 509	Heater pipe rear right – Defroster vent, center . . . . up to Chassis No. 483 592	1	
32	343 255 461	Heater pipe – Defroster vent, center . . . . . from Chassis No. 345 000 001	2	
-	N 14 059 1	Fastener B 9 galvanized – Hose connection strip . .	4	
-	N 14 079 9	Strip – Hose connection C 9 galvanized . . . . .	4	
33	343 255 515	Heater vent – Foot well heating, rear . . . . . from Chassis No. 106 700 up to 221 974	2	
34	343 255 515 A	Heater vent – Foot well heating, rear, left . . . . . from Chassis No. 221 975	1	
-	343 255 516 A	Heater vent – Foot well heating, rear, right . . . . . from Chassis No. 221 975	1	
35	N 14 087 2	Tapping screw, countersunk raised head . . . . . B 3.5×16 DIN 7983 chromium plated	4	
36	113 255 529 B	Flap – Foot well heating, rear . . . . . from Chassis No. 106 700 up to 221 974	2	
37	113 255 541	Knob – Flap . . . . . from Chassis No. 106 700 up to 221 974	2	
38	113 255 547	Spring clip – Flap . . . . . from Chassis No. 106 700 up to 221 974	2	
39	311 255 547	Cable – Flap . . . . . from Chassis No. 221 975	2	
40	311 255 551	Flap – Foot well heating, rear . . . . . from Chassis No. 221 975	2	
41	311 255 563 A	Spring clip – Flap . . . . . from Chassis No. 221 975	2	
42	N 17 471 0	Connector DIN 72 586 . . . . .	2	
43	143 255 651	Deflector – Defroster vent, rear window . . . . .	1	

Key No.	Part No.	Description	Quantity	Type and model
44	N 11 456 1	Tapping screw, countersunk raised head B 2.9×16 DIN 7973 chromium plated	2	
45	343 255 655	Heater pipe – Rear window .....	1	
46	311 255 719 A	Insulation – Flexible pipe, left .....	1	from Chassis No. 221 975
-	311 255 720 A	Insulation – Flexible pipe, right .....	1	from Chassis No. 221 975
A 26	311 255 737	no longer available		
-	311 255 961	Slide – Heater opening, left .....	1	up to Chassis No. 345 048 101
	9/61 - 7/62	469 anthracite		
	8/62 - 7/63	043 grey-black		
	8/63 - 10/64	469 anthracite		
-	311 255 961 A	Slide – Heater opening, left .....	1	from Chassis No. 345 048 102
47	311 255 962	Slide – Heater opening, right .....	1	up to Chassis No. 345 048 101
	9/61 - 7/62	469 anthracite		
	8/62 - 7/63	043 grey-black		
	8/63 - 10/64	469 anthracite		
A 27	311 255 962 A	Slide – Heater opening, right .....	1	from Chassis No. 345 048 102




***Genuine VW Parts***  
***rigidly factory inspected***





Key No.	Part No.	Description	Quantity	Type and model
<b>FRESH AIR CONTROL</b>				
1	343 259 103 A	Fresh air control box, left .....	1	
2	343 259 104 A	Fresh air control box, right .....	1	
3	N 10 702 1	Screw, cheese head AM 5×15 DIN 84 .....	2	
4	N 11 523 3	Washer A 5.3 DIN 125 galvanized .....	2	
5	N 10 722 1	Screw, cheese head AM 5×35 DIN 84 .....	4	
6	343 259 141	Grille – Fresh air control box .....	2	
7	311 259 149 A	Seal – Fresh air control box .....	2	
8	343 259 151 B	Flap – Fresh air control box 343 259 103 A/104 A	2	
9	N 16 215 1	Tubular rivet AK 3.2×9.3 .....	4	
10	343 259 175	Cable – Fresh air control .....	2	
11	343 259 199	Drain hose .....	2	343, 344
-	345 259 199	Drain hose, left .....	1	345, 346
-	345 259 200	Drain hose, right .....	1	345, 346
12	343 259 305 A	Fresh air regulator .....	1	
13	N 10 212 3	Bolt, hex. head M 6×12 DIN 933 galvanized ....	2	
14	N 12 226 2	Spring washer B 6 DIN 137 galvanized .....	2	
15	343 259 375	Escutcheon half, upper – Fresh air regulator ..... up to Chassis No. 64 915	1	

Key No.	Part No.	Description	Quantity	Type and model
16	343 259 375 A	Escutcheon – Fresh air regulator ..... from Chassis No. 64 916	1	
17	343 259 376	Escutcheon half, lower – Fresh air regulator ..... up to Chassis No. 64 915	1	
–	343 259 379	Button left – Fresh air regulator ..... from Chassis No. 64 916 up to 345 215 000	1	
18	343 259 379 A	Button – Fresh air regulator ..... from Chassis No. 346 000 001	1	
–	343 259 380	Button right – Fresh air regulator ..... from Chassis No. 64 916 up to 345 215 000	1	
19	343 259 380 A	discontinued superseded by: 343 259 379 A		
20	113 853 615	Seal – Escutcheon .....	4	



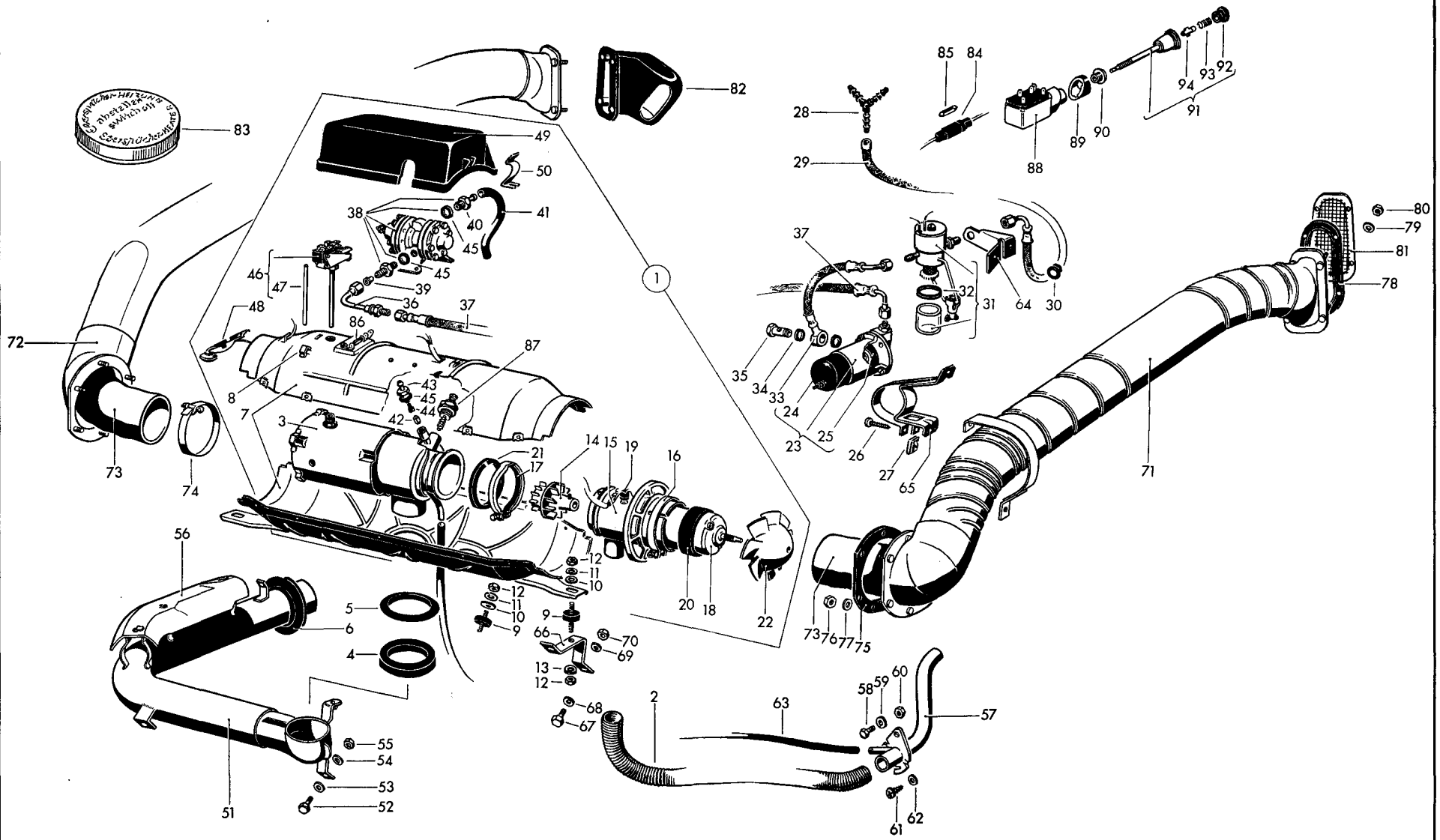
***Genuine VW Parts***  
***rigidly factory inspected***

MAIN GROUP

2

FUEL TANK  
EXHAUST SYSTEM  
HEATING SYSTEM

Stationary Heater



Key No.	Part No.	Description	Quantity	Type and model
<b>EBERSPÄCHER STATIONARY HEATER</b>				
from Chassis No. 345 070 051 up to 345 220 883				M 246
1	311 261 101 A	Heater .....	1	
2	311 261 135 B	Hose – Combustion air pipe .....	1	
3	311 261 141 A	Heat exchanger .....	1	
4	311 261 185 B	Sealing ring lower – Exhaust pipe .....	1	
5	311 261 187	Sealing ring upper – Exhaust pipe .....	1	
6	343 261 189	Sealing ring – Exhaust pipe – Spare wheel well ...	1	
7	311 261 317	Casing .....	1	
8	311 261 323	Terminal .....	1	
9	311 261 325	Bonded rubber mounting .....	2	
10	N 11 524 4	Washer A 6.4 .....	4	
11	N 12 006 2	Spring washer B 6 .....	2	
12	N 11 006 2	Nut, hex. M 6 .....	6	
13	N 12 226 2	Spring washer B 6 .....	2	
14	311 261 389 A	Radial blower wheel .....	1	
15	311 261 395 A	Motor locating housing .....	1	
16	311 261 397 A	Clip – Motor .....	1	

Key No.	Part No.	Description	Quantity	Type and model
17	311 261 399	Clip – Motor locating housing .....	1	
18	311 261 401 A	Motor .....	1	
19	311 261 451 B	Grommet – Cable .....	1	
		from Chassis No. 346 120 001		
20	311 261 453 A	Rubber seat – Motor .....	1	
21	311 261 455	Gasket – Motor locating housing .....	1	
22	311 261 457 A	Axial blower .....	1	
23	311 261 465 A	Fuel pump .....	1	
24	311 261 473 A	Red bakelite cap – Fuel pump .....	1	
25	311 261 485 A	Diaphragm – Fuel pump .....	1	
26	N 13 971 1	Tapping screw, fillister head B 4.8×22 .....	1	
27	N 15 421 1	Speed nut B 4.8 .....	1	
28	341 127 561 A	T-piece – Fuel line .....	1	
29	311 261 491 A	Suction line from "Y" piece to fuel filter .....	1	
30	311 941 189	Grommet .....	1	
31	311 261 495	Fuel filler .....	1	
		(use: 311 261 513 B and 147 261 509)		
32	111 209 129	Sealing washer – Filter bowl .....	1	
–	147 261 509	Nut, hex. M 12×1.5 .....	1	
33	311 261 513 B	Suction pipe from filter to pump .....	1	
34	N 13 807 1	Sealing washer A 8×11.5 .....	2	
35	N 21 055 1	Union screw – A 2/3 .....	1	

Key No.	Part No.	Description	Quantity	Type and model
36	311 261 515	Connecting elbow – Pump pressure line .....	1	
37	311 261 517 A	Pump pressure pipe .....	1	
38	311 261 519	Pressure regulator .....	1	
39	311 261 533	Strainer – Pressure regulator .....	1	
40	311 261 537 A	Hose connection on pressure regulator .....	1	
41	311 261 539 B	Fuel hose from pressure regulator to jet carrier ..	1	
42	311 261 541 A	Packing piece under fuel jet .....	1	
43	311 261 543	Jet carrier .....	1	
44	311 261 545	Fuel jet 0.3 .....	1	
45	N 13 807 1	Sealing washer A 8×11.5 .....	3	
46	311 261 571 A	Thermo switch .....	1	
47	311 261 575	Quartz bar .....	1	
48	311 261 581 A	Safety switch .....	1	
49	311 261 595 A	Protective cap .....	1	
50	311 261 597	Retaining spring – Protective cap .....	1	
51	343 261 617	Exhaust pipe .....	1	
52	N 10 215 4	Bolt, hex. head M 6×15 .....	1	
53	N 11 524 4	Washer A 6.4 .....	2	
54	N 12 226 2	Spring washer B 6 .....	2	



Key No.	Part No.	Description	Quantity	Type and model
55	N 11 006 2	Nut hex. M 6 .....	2	
56	311 261 627	Protective plate – Exhaust pipe .....	1	
57	343 261 647	Combustion air pipe .....	1	
58	N 10 210 7	Bolt, hex. head M 6×10 .....	1	
59	N 12 006 2	Lock washer B 6 .....	1	
60	N 11 006 2	Nut hex. M 6 .....	1	
61	N 11 367 2	Tapping screw, cheese head B 3.5×9.5 .....	1	
62	N 11 521 1	Washer A 3.7 .....	1	
63	311 261 651 B	Hose – Fuel overflow .....	1	
64	311 261 671	Bracket – Fuel filter .....	1	
65	311 261 675	Mounting – Fuel pump .....	1	
66	343 261 685	Bracket – Heater .....	2	
67	N 10 215 4	Bolt, hex. head M 6×15 .....	4	
68	N 11 524 4	Washer A 6.4 .....	4	
69	N 12 226 2	Spring washer B 6 .....	4	
70	N 11 006 2	Nut hex. M 6 .....	4	
71	343 261 705	Heater pipe, left, with hose .....	1	
72	343 261 706	Heater pipe, right, with hose .....	1	
73		no longer available		

Key No.	Part No.	Description	Quantity	Type and model
74	111 501 157 B	Retaining clip 85–103 mm dia. ....	2	
75	311 261 727	Gasket, front – Heater pipe ....	2	
76	N 11 005 2	Nut, hex. M 5 ....	12	
77	N 12 225 1	Spring washer B 5 ....	12	
78	343 261 731	Gasket, rear – Heater pipe ....	2	
79	N 11 524 4	Washer A 6.4 ....	8	
80	N 11 006 2	Nut, hex. M 6 ....	8	
81	343 261 743	Grille – Heater pipe, left ....	1	
82	343 261 747	Air outlet – Heater pipe, right ....	1	
83	311 261 995	Instruction cover – Filler cap ....	1	
84	111 937 093 A	Connector with fuse 8 .... (Replace the fuse by N 17 121 5 up to Chassis No. 346 500 000 and by N 17 121 4 from Chassis No. 347 000 001)	1	
85	N 17 121 5	Fuse 25 ....	1	
86	N 17 121 1	Fuse 8 ....	1	
–	N 17 121 4	Fuse 16 ....	1	
87	311 963 091 B	Heater plug 6 V ....	1	
88	311 963 105	Push-pull switch ....	1	
89	311 963 109	Intermediate piece – Push-pull switch ....	1	
90	311 963 111	Escutcheon – Push-pull switch ....	1	
91	311 963 113	Switch spindle with knob ....	1	

**MAIN GROUP**



**FUEL TANK  
EXHAUST SYSTEM  
HEATING SYSTEM**

**Stationary Heater**

Key No.	Part No.	Description	Quantity	Type and model
92	311 963 129	Lens – Knob .....	1	
93	311 963 133	Retaining spring – Bulb .....	1	
94	N 17 722 1	Bulb J 6 V 1.2 W .....	1	
-	111 971 511	Connector .....	2	

3

4

5

6



# MAIN GROUP



---

## FRAME HAND LEVER SYSTEM PEDAL CLUSTER

	Illustration
05 Frame	3
07 Bumpers	3

for all parts not listed  
see Parts List Volkswagen 1500

MAIN GROUP



FRAME  
HAND LEVER SYSTEM  
PEDAL CLUSTER

Frame  
Bumpers

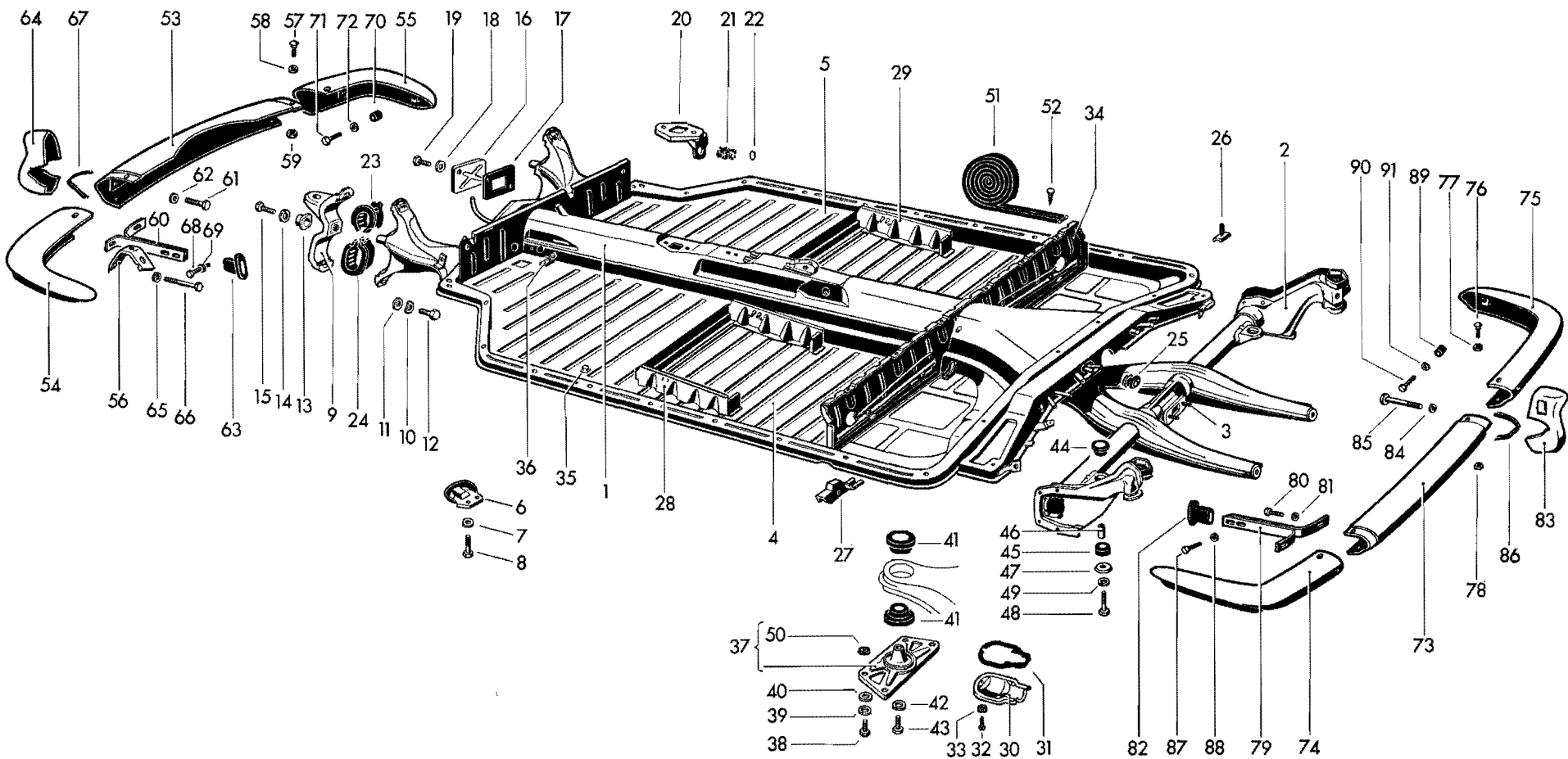


Illustration 3



Key No.	Part No.	Description	Quantity	Type and model
---------	----------	-------------	----------	----------------

FRAME

-	341 700 021	Frame without sub-frame ..... and without sound absorbers up to Chassis No. 54 087	1	343, 345
---	-------------	--	---	----------

the following parts are additionally required:

311 798 011 A	1 set of installation parts for heater operation		
143 255 655 A	Heater pipe	2	
141 255 927	Rubber adaptor	2	
111 701 535 A	Bracket - Accelerator pedal	1	
113 721 205 L	Push rod	1	
N 12 329 1	Lock plate	1	
113 721 305 B	Shaft - Clutch pedal	1	
343 805 350	Heater flange	2	
411 857 781	Escutcheon (043) - Safety belt mounting	2	
111 857 785	Cover bush (043) - Safety belt mounting	2	

-	343 700 021 N	Frame without sub-frame and without sound .... absorbers from Chassis No. 348 000 001 up to 348 500 000	1	M 249: 343, 345
---	---------------	---	---	-----------------

1	343 700 027	Frame without sub-frame ..... and without sound absorbers from Chassis No. 54 088	1	343, 345
---	-------------	---	---	----------

additionally required are:

up to Chassis No. 483 592			
143 255 655 A	Heater pipe	1	
141 255 927	Rubber adaptor	2	
111 701 535 A	Bracket - Accelerator pedal	1	
113 721 205 L	Push rod	1	
113 721 305 B	Shaft - Clutch pedal	1	
343 805 350	Heater flange	2	
N 12 329 1	Lock plate	1	
411 857 781	Escutcheon (043) - Safety belt mounting	2	
111 857 785	Cover bush (043) - Safety belt mounting	2	
from Chassis No. 345 000 001 up to 346 500 000			
311 798 011 A	1 seat of installation parts for heater operation		
up to Chassis No. 347 500 000			
311 711 251	Cover plate	1	
from Chassis No. 348 000 001			
311 201 221 E/235 A/N 20 357 1/			
111 209 189 B/315 127 521 A			



Key No.	Part No.	Description	Quantity	Type and model
-	344 700 027	Frame without sub-frame and without sound absorbers (RHD) from Chassis No. 54 088 additionally required are: up to Chassis No. 483 592 143 255 655 A Heater pipe 141 255 927 Rubber adaptor 111 701 535 A Bracket - Accelerator pedal 113 721 205 L Push rod 112 721 315 A Pedal - Clutch 343 805 350 Heater flange N 12 329 1 Lock plate 411 857 781 Escutcheon (043) - Safety belt mounting 111 857 785 Cover bush (043) Safety belt mounting from Chassis No. 345 000 001 up to 346 500 000 311 798 011 A 1 seat of installation parts for heater operation up to Chassis No. 347 500 000 311 711 251 Cover plate from Chassis No. 348 000 001 up to 348 500 000 from Chassis No. 348 000 001 311 201 221 E/235 A/N 20 357 1/ 111 209 189 B/315 127 521 A	1	344, 346
2	361 700 041 D	Sub-frame up to Chassis No. 348 500 000	1	
-	311 700 041 D	Sub-frame from Chassis No. 348 000 001 up to 348 500 000 from Chassis No. 349 000 001	1 1	M 249
3	N 14 499 1	Stud AM 10 Bx28	2	
-	111 701 309	Water drain valve - Tunnel plate from Chassis No. 347 000 001	1	
-	311 705 127	Threaded plate - Safety belt mounting on floor plate from Chassis No. 466 250	2	M 259
-	311 701 449	Threaded plate - Safety belt mounting on floor plate up to Chassis No. 466 249	2	M 259
-	311 705 037	Frame head	1	343, 345
-	312 705 037	Frame head (RHD)	1	344, 346
4	311 705 057	Floor plate, left	1	343, 345
-	312 705 057	Floor plate, left (RHD)	1	344, 346
5	311 705 058	Floor plate, right	1	343, 345
-	312 705 058	Floor plate, right (RHD)	1	344, 346

Key No.	Part No.	Description	Quantity	Type and model
6	311 705 221	Cover plate – Master cylinder ..... up to Chassis No. 346 500 000	1	
-	311 705 221 A	Cover plate – Master cylinder ..... from Chassis No. 347 000 001	1	
7	N 12 226 2	Spring washer B 6 DIN 137 galvanized .....	2	
8	N 10 210 1	Bolt, hex. head M 6×10 DIN 933 galvanized .....	2	
9	311 705 237 B	Bracket – Front axle .....	2	
10	N 12 231 1	Spring washer A 10 DIN 137 .....	4	
11	311 705 246	Packing – Front axle bracket mounting .....	4	
12	N 10 023 2	Bolt, hex. head M 10×45/25 DIN 70 613 .....	4	galvanized
13	311 705 243	Spacer – Front axle mounting .....	2	
14	N 12 010 2	Lock washer B 10 DIN 127 galvanized .....	2	
15	N 10 063 1	Bolt, hex. head M 10×30 DIN 70 614 .....	2	
-	311 705 253	Cover – Frame head .....	1	up to Chassis No. 346 116 999
16	311 705 253 A	Cover – Frame head .....	1	from Chassis No. 346 117 000
-	311 705 257	Gasket – Frame head cover .....	1	up to Chassis No. 346 116 999
17	311 705 257 A	Gasket – Frame head cover .....	1	from Chassis No. 346 117 000
18	N 12 226 2	Spring washer B 6 DIN 137 galvanized .....	2	
19	N 10 212 3	Bolt, hex. head M 6×12 DIN 933 galvanized .....	2	

Key No.	Part No.	Description	Quantity	Type and model
20	111 701 255 B	Guide – Gearshift rod .....	1	
21	111 701 259 A	Bush – Gearshift rod guide .....	1	
22	111 701 263	Retaining ring – Bush .....	1	
23	311 705 261 A	Rubber collar, upper – Front axle .....	2	
24	311 705 263	Rubber collar, lower – Front axle .....	2	up to Chassis No. 347 181 001
-	311 705 263 A	Rubber collar, lower, left – Front axle .....	1	from Chassis No. 347 181 002
-	311 705 264	Rubber collar, lower, right – Front axle .....	1	from Chassis No. 347 181 002
25	311 705 345	Boot – Cable guide .....	1	
26	111 701 415	Bolt – Battery mounting .....	1	
27	311 705 431	Socket – Jack .....	2	
28	341 705 441	Runners – Front seat, left .....	1	from Chassis No. 54 088
29	341 705 442	Runners – Front seat, right .....	1	from Chassis No. 54 088
30	311 705 445 A	Cover plate – Shift rod coupling .....	1	
31	311 705 449	Gasket – Cover plate .....	1	
32	N 13 958 3	Tapping screw, B 3.5×13 DIN 7981 galvanized ...	3	
33	N 12 131 2	Shake-proof washer J 3.7 DIN 6797 galvanized ...	3	
-	341 705 453	Runner, outer – Front seat, left .....	1	up to Chassis No. 54 087
-	341 705 454	Runner, outer – Front seat, right .....	1	up to Chassis No. 54 087
-	311 705 469	Retaining clamp – Plastic battery .....	1	from Chassis No. 347 000 001
-	311 827 181	Washer 8.3 .....	1	from Chassis No. 347 000 001



Key No.	Part No.	Description	Quantity	Type and model
-	N 11 008 3	Nut hex. M 8 .....	1	
-	343 705 481 A	Kick plate .....	1	up to Chassis No. 346 500 000
34	343 705 481 C	Kick plate .....	1	from Chassis No. 347 000 001
35	111 701 495 A	Retaining cap - Floor mat .....	8	
36	111 701 535 A	Bracket for accelerator pedal on floor plate ....	1	
37	311 705 679	Reinforcement plate - Sub-frame mounting, front	1	
38	N 10 238 3	Bolt, hex. head M 8×15 .....	4	
39	N 12 008 2	Lock washer B 8 .....	4	
40	N 11 526 2	Washer B 8.4 .....	4	
41	311 705 683	Rubber bush - Sub-frame mounting, front .....	2	
42	N 12 010 2	Lock washer B 10 .....	1	
43	N 10 252 4	Bolt, hex. head M 10×20 .....	1	
44	311 705 687	Rubber bush - Sub-frame mounting, rear .....	2	
45	311 705 689	Thrust ring - Sub-frame mounting, rear .....	2	
46	311 705 691	Spacer sleeve - Sub-frame mounting, rear .....	2	
47	311 705 695	Washer - Sub-frame mounting, rear .....	2	
48	N 10 445 1	Bolt, hex. head M 10×45 .....	2	
49	N 12 010 2	Lock washer B 10 .....	2	
50	311 705 761 A	Rubber washer - Reinforcement plate .....	4	
51	311 705 901 A	Weatherstrip between body and frame .....	1	
52	111 701 625	Tack .....	x	

Key No.	Part No.	Description	Quantity	Type and model
<b>BUMPERS</b>				
53	343 707 109	Bumper – Front, center part .....	1	
54	343 707 113	Bumber – Front, outer part, left .....	1	
55	343 707 114	Bumper – Front, outer part, right .....	1	
56	343 707 127	Bracket – Horn, left .....	1	
		from Chassis No. 345 031 101		
-	343 707 128	Bracket – Horn, right .....	1	
		from Chassis No. 345 031 101		
57	113 707 191 C	Screw M 8×15 – Bumper .....	4	
58	N 12 228 2	Spring washer B 8 .....	4	
59	N 11 008 3	Nut, hex. M 8 .....	4	
60	343 707 135	Bracket – Bumper (front) .....	2	
61	N 10 238 3	Bolt, hex. head M 8×15 .....	2	
62	N 12 228 2	Spring washer B 8 .....	2	
63	343 707 137	Cover – Bumber bracket, front .....	2	
64	343 707 155 A	Override – Bumper (front left) .....	1	
-	343 707 156 A	Override – Bumper (front right) .....	1	
65	N 12 228 2	Spring washer B 8 .....	2	
66	N 10 370 1	Bolt, hex. head BM 8×70 .....	2	
67	141 707 241 B	Beading – Override, front .....	4	
68	N 10 239 2	Bolt, hex. head M 8×18 .....	4	
69	N 12 228 2	Spring washer B 8 .....	4	
70	141 707 253	Rubber cushion, front (shorten to 20 mm) .....	2	
71	N 10 335 4	Bolt, hex. head M 8×35 .....	2	
72	N 11 670 1	Washer 8.1 .....	2	



Key No.	Part No.	Description	Quantity	Type and model
73	343 707 309	Bumper – Rear, center part .....	1	
74	343 707 313 A	Bumper – Rear, outer part, left .....	1	
75	343 707 314 A	Bumper – Rear, outer part, right .....	1	
76	113 707 191 C	Screw M 8×15 – Bumper .....	4	
77	N 12 228 2	Spring washer B 8 .....	4	
78	N 11 008 3	Nut, hex. M 8 .....	4	
79	343 707 335	Bracket – Bumper, rear .....	2	
80	N 10 238 3	Bolt, hex. head M 8×15 .....	2	
81	N 12 228 2	Spring washer B 8 .....	2	
82	343 707 337 A	Cover – Bumper bracket, rear .....	2	
-	343 707 355 A	Override – Bumper, rear left .....	1	
83	343 707 356 A	Override – Bumper, rear right .....	1	
84	N 12 228 2	Spring washer B 8 .....	2	
85	N 10 370 1	Bolt, hex. head BM 8×70 .....	2	
86	141 707 241 B	Beading – Override .....	4	
87	N 10 240 4	Bolt, hex. head M 8×20 .....	4	
88	N 12 228 2	Spring washer B 8 .....	4	
89	141 707 253	Rubber cushion, rear (shorten to 20 mm) .....	2	
90	N 10 335 4	Bolt, hex. head M 8×35 .....	2	
91	N 11 670 1	Washer 8.1 .....	2	



# MAIN GROUP



## BODY

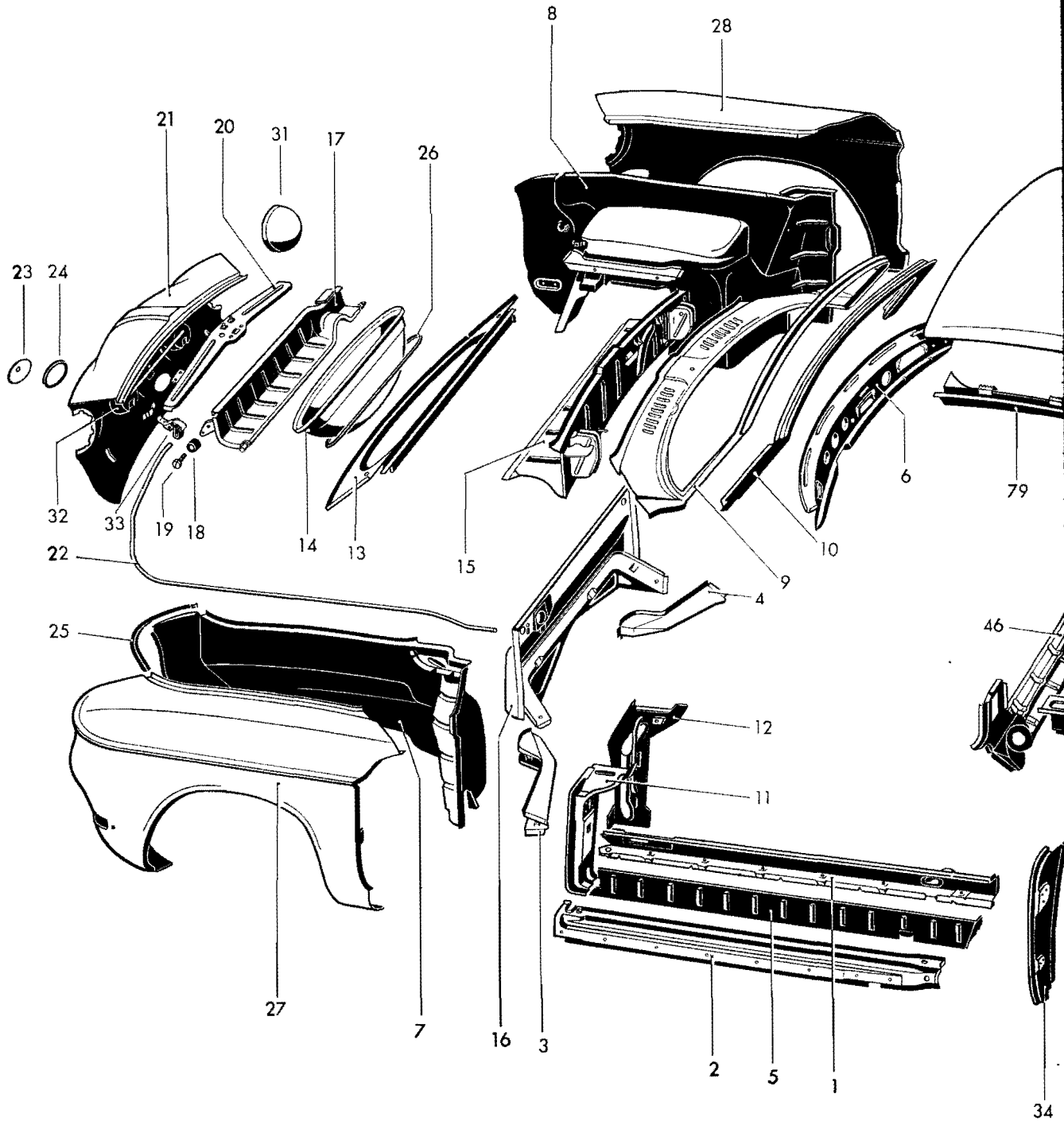
	Illustration
01 Side member	4
05 Front portion	4
09 Side panel	4
13 Rear portion	4
17 Roof	4
21 Mud flaps	—
23 Front hood	5
27 Rear hood	5
99 Body to chassis securing parts	5
31 Doors	6
37 Door components	6
45 Window glasses and weatherstrips	7
47 Quarter window parts	7
53 Moldings	8
57 Instrument panel fittings, rear view mirror	9
63 Front panel lining and floor covering	10
67 Interior trim	10
77 Sliding roof	11
81 Front seat	12
85 Emergency seat	12
99 Body to chassis securing parts	—

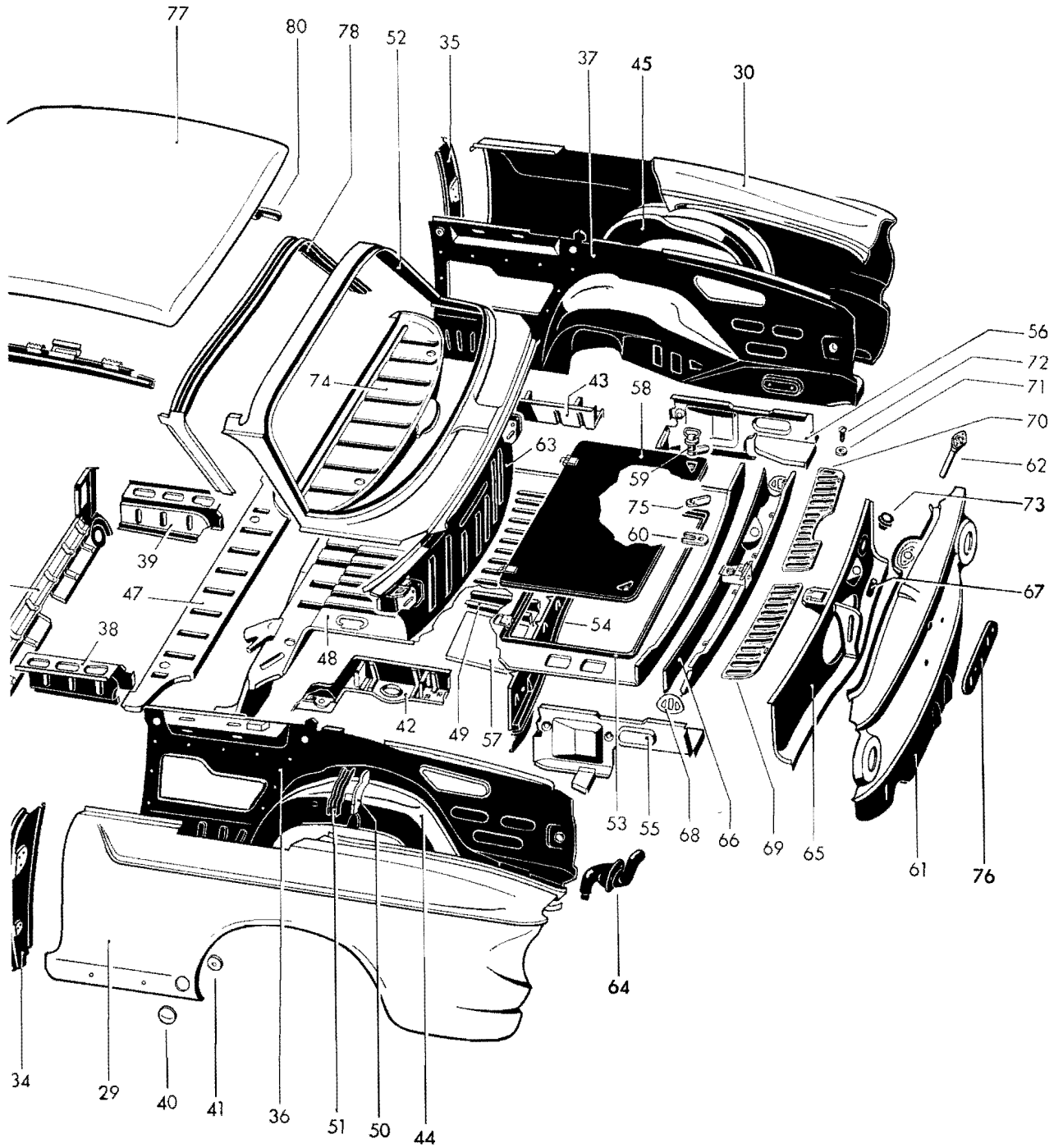




***Genuine VW Parts***  
***rigidly factory inspected***







Key No.	Part No.	Description	Quantity	Type and model
---------	----------	-------------	----------	----------------

**BODY**

-	345 800 401	Body bare, prime coated ..... up to Chassis No. 221 974	1	345
-	345 800 401 A	Body bare, prime coated ..... from Chassis No. 221 975 up to 483 592	1	345
-	345 800 401 B	Body bare, prime coated ..... from Chassis No. 345 000 001	1	345



Key No.	Part No.	Description	Quantity	Type and model
---------	----------	-------------	----------	----------------

**SIDE MEMBER**

1	343 801 045 A	Side member, inner left .....	1	
-	343 801 046 A	Side member, inner right .....	1	
2	343 801 047	Side member, outer left .....	1	
-	343 801 048	Side member, outer right .....	1	
3	343 801 049 A	Side member, front, left .....	1	
4	343 801 050 A	Side member, front, right .....	1	
5	343 801 131	Reinforcement - Side member, left, .....	1	
		with warm air duct		
-	343 801 132	Reinforcement - Side member, right, .....	1	
		with warm air duct		

**FRONT PORTION**

-	343 805 019	Panel, outer - Front portion .....	1	343, 345
-	344 805 019	Panel, outer - Front portion .....	1	344, 346
-	343 805 051 E	Instrument panel .....	1	343, 345
		up to Chassis No. 347 500 000		
6	343 805 051 F	Instrument panel .....	1	343, 345
		from Chassis No. 348 000 001		
-	344 805 051	Instrument panel (RHD) .....	1	344, 346
		up to Chassis No. 423 139		

Key No.	Part No.	Description	Quantity	Type and model
-	344 805 051 A	Instrument panel (RHD) ..... from Chassis No. 423 140 up to 345 020 907	1	344, 346
-	344 805 051 C	Instrument panel (RHD) ..... from Chassis No. 345 020 908 up to 346 500 000	1	344, 346
-	344 805 051 D	Instrument panel (RHD) ..... from Chassis No. 347 000 001 up to 347 500 000	1	344, 346
-	344 805 051 E	Instrument panel (RHD) ..... from Chassis No. 348 000 001	1	344, 346
7	343 805 071 C	Wheel housing, inner, front, left ..... from Chassis No. 345 112 055	1	
8	343 805 072 B	Wheel housing, inner, front, right .....	1	
9	343 805 095	Frame – Windshield, outer .....	1	343, 345
-	344 805 095	Frame – Windshield, outer .....	1	344, 346
10	343 805 111	Frame – Windshield, inner .....	1	343, 344
-	345 805 111	Frame – Windshield, inner .....	1	345, 346
-	111 805 169 C	Clinch bolt – Hinge, outer .....	1	
-	111 805 170 A	Clinch bolt – Hinge, inner .....	1	
11	343 805 341 A	Hinge pillar, left .....	1	
-	343 805 342	Hinge pillar, right ..... up to Chassis No. 346 500 000	1	
-	343 805 342 A	Hinge pillar, right ..... from Chassis No. 347 000 001	1	
12	343 805 345 A	Cover plate – Hinge pillar, left .....	1	
-	343 805 346	Cover plate – Hinge pillar, right ..... up to Chassis No. 346 500 000	1	
-	343 805 346 A	Cover plate – Hinge pillar, right ..... from Chassis No. 347 000 001	1	

Key No.	Part No.	Description	Quantity	Type and model
-	343 805 350	Heater flange – Hinge pillar .....	2	
13	343 805 391 B	Carrier – Spare wheel well .....	1	
14	343 805 395 A	Well – Spare wheel .....	1	
-	N 13 958 3	Tapping screw, fillister head B 3.5×13 DIN 7981.. galvanized from Chassis No. 348 164 751	8	
-	N 12 224 1	Spring washer B 4 DIN 137 .....	8	
-	N 10 205 2	Bolt, hex. head M 5×10 DIN 933 galvanized .... up to Chassis No. 348 164 750	8	
-	N 12 225 1	Spring washer B 5 DIN 137 galvanized .....	8	
-	N 11 523 3	Washer A 5.3 DIN 125 galvanized .....	8	
-	343 805 405 A	Luggage compartment, front .....	1	343, 345
		up to Chassis No. 347 500 000		
15	343 805 405 B	Luggage compartment, front .....	1	343, 345
		from Chassis No. 348 000 001 up to 348 500 000		
-	343 805 405 C	Luggage compartment well .....	1	343, 345
		from Chassis No. 349 000 001		
-	344 805 405	Luggage compartment, front (RHD) .....	1	344, 346
		up to Chassis No. 483 592		
-	344 805 405 A	Luggage compartment, front (RHD) .....	1	344, 346
		from Chassis No. 345 000 001 up to 347 500 000		
-	344 805 405 B	Luggage compartment, front (RHD) .....	1	344, 346
		from Chassis No. 348 000 001 up to 348 500 000		
-	344 805 405 C	Luggage compartment well (RHD) .....	1	344, 346
		from Chassis No. 349 000 001		
-	343 805 451	Cross panel, front .....	1	343
		up to Chassis No. 42 250		
-	343 805 451 A	Cross panel, front .....	1	343, 345
		from Chassis No. 42 251 up to 347 500 000		
16	343 805 451 B	Cross panel, front .....	1	343, 345
		from Chassis No. 348 000 001		
-	344 805 451	Cross panel, front (RHD) .....	1	344, 346
		up to Chassis No. 347 500 000		





Key No.	Part No.	Description	Quantity	Type and model
-	344 805 451 A	Cross panel, front (RHD) ..... from Chassis No. 348 000 001	1	344, 346
17	343 805 509 A	Panel – Spare wheel compartment .....	1	
18	343 805 513	Rubber buffer – Panel .....	2	
19	N 10 719 1	Screw, cheese head AM 6×20 .....	2	
20	343 805 565	Lock carrier – Front lid .....	1	
21	343 805 591 B	Front panel .....	1	
22	343 805 641	Conduit tube – Front lid lock cable ..... up to Chassis No. 347 156 379	1	
-	343 823 549	Conduit tube 1390 mm – Front lid lock cable .... from Chassis No. 347 156 380 up to 348 500 000	1	
-	141 823 547	Sleeve – Guide tube .....	1	
-	412 823 557 A	Guide tube 2940 mm – Front hood lock cable .... from Chassis No. 349 000 001 (for model 343, 345 shorten to 2070 mm) (for model 344, 346 shorten to 1610 mm)	1	
23	343 805 657	Cover – Front panel .....	1	
24	343 805 659	Seal – Support .....	1	
25	141 805 753 A	Rubber seal, length 940 mm, ..... side panel to wheel housing	x	
26	343 805 761	Seal – Spare wheel well .....	1	
<b>SIDE PANEL</b>				
27	343 809 021	Side panel, left .....	1	
28	343 809 022	Side panel, right .....	1	
-	D 19	Plastic sealing strip – Side panel .....	x	
-	N 13 974 1	Tapping screw, fillister head B 5.5×19 .....	12	

Key No.	Part No.	Description	Quantity	Type and model
-	N 12 226 2	Spring washer B 6 .....	12	
-	N 11 695 2	Washer 6.1 .....	4	
29	343 809 087	Quarter panel, left .....	1	
30	343 809 088	Quarter panel, right .....	1	
31	343 809 145 A	Headlamp housing .....	2	
32	343 809 153	Fog lamp housing .....	2	
33	111 809 371 B	Bracket - Jack .....	1	
34	343 809 395 A	Door lock pillar, left .....	1	
35	343 809 396 A	Door lock pillar, right .....	1	
36	343 809 405 C	Quarter panel, inner, left .....	1	
37	343 809 406 C	Quarter panel, inner, right .....	1	
38	343 809 451	Support, left - Emergency seat .....	1	
39	343 809 452	Support, right - Emergency seat .....	1	
40	141 809 631	Inspection cover, outer - Torsion bar .....	2	
41	141 809 633	Inspection cover, inner - Torsion bar .....	2	
-	N 12 225 1	Spring washer B 5 .....	2	
-	N 11 005 2	Nut, hex. M 5 .....	2	

Key No.	Part No.	Description	Quantity	Type and model
<b>REAR PORTION</b>				
42	343 813 073 A	Support, left – Body mounting, rear on sub-frame from Chassis No. 348 000 001	1	
-	361 813 073 E	Support, left – Body mounting, rear on sub-frame up to Chassis No. 347 500 000	1	
43	343 813 074 A	Support, right – Body mounting, rear on sub-frame from Chassis No. 348 000 001	1	
-	361 813 074 E	Support, right – Body mounting, rear on sub-frame up to Chassis No. 347 500 000	1	
44	343 813 075 A	Wheel housing, rear, outer, left .....	1	
45	343 813 076 A	Wheel housing, rear, outer, right .....	1	
-	343 813 101	Cross reinforcement and support, front – ..... Emergency seat up to Chassis No. 106 699	1	
-	343 813 101 A	Cross reinforcement and support, front – ..... Emergency seat from Chassis No. 106 700 up to 221 974	1	
46	343 813 101 B	Cross reinforcement and support, front – ..... Emergency seat from Chassis No. 221 975	1	
-	N 10 212 3	Bolt, hex. head M 6×12 .....	10	
-	N 12 226 2	Spring washer B 6 .....	10	
-	N 11 006 2	Nut, hex. M 6 .....	10	
-	343 813 107	Support, rear – Emergency seat .....	1	
		up to Chassis No. 347 500 000		
47	343 813 107 A	Support, rear – Emergency seat .....	1	
		from Chassis No. 348 000 001		




Key No.	Part No.	Description	Quantity	Type and model
-	343 813 111 A	Floor plate – Luggage compartment, rear ..... up to Chassis No. 345 048 101	1	
48	343 813 111 C	Floor plate – Luggage compartment, rear ..... from Chassis No. 345 048 102	1	
49	311 813 103 A	Reinforcement, center for luggage compartment .. floor	1	
50	343 813 123	Abutment plate between wheel housing, outer and quarter panel, left	1	
-	343 813 124	Abutment plate between wheel housing, outer and quarter panel, right	1	
51	343 813 127	Rubber seal 280 mm – Abutment plate .....	2	
52	343 813 131	Frame outer – Rear window .....	1	
53	311 813 133 A	Seal – Engine compartment lid .....	1	
54	311 813 151 D	Cover plate – Engine, front .....	1	
-	343 813 161	Cover plate, left – Engine compartment .....	1	up to Chassis No. 221 974
-	343 813 161 B	Cover plate, left – Engine compartment .....	1	up to Chassis No. 347 500 000
55	343 813 161 C	Cover plate, left – Engine compartment .....	1	from Chassis No. 348 000 001
-	343 813 162	Cover plate, right – Engine compartment .....	1	up to Chassis No. 221 974
56	343 813 162 C	Cover plate, right – Engine compartment .....	1	from Chassis No. 221 975
57	311 813 191	Screen plate – Luggage compartment floor plate, left	1	
-	311 813 192	Screen plate – Luggage compartment floor plate, right	1	
58	311 813 223	Lid with insulation – Engine compartment .....	1	up to Chassis No. 282 077
-	311 813 223 A	Lid with insulation – Engine compartment .....	1	from Chassis No. 282 078

Key No.	Part No.	Description	Quantity	Type and model
59	311 813 295	Lock – Engine compartment lid .....	2	
60	311 813 297	Retaining plate – Lock .....	2	
–	343 813 301 C	Rear apron .....	1	up to Chassis No. 348 500 000
61	343 813 301 D	Rear apron .....	1	from Chassis No. 349 000 001
62	343 813 313	Oil filler neck .....	1	
–	N 10 212 3	Bolt, hex. head M 6×12 DIN 933 galvanized .....	2	
–	N 12 226 2	Spring washer B 6 DIN 137 galvanized .....	2	
63	343 813 345	Cross panel, rear .....	1	
64	343 813 369 A	Water drain, rear, left .....	1	
–	343 813 370 A	Water drain, rear, right .....	1	
65	343 813 411	Air deflector plate, rear .....	1	
66	343 813 421	Water drain plate – Air deflector plate, rear .....	1	
67	343 813 425	Drain hose – Oil filler neck .....	1	
68	343 813 427	Protective grille – Water drain .....	2	
69	343 813 435	Protective grille left – Water drain plate .....	1	
70	343 813 436	Protective grille right – Water drain plate .....	1	
71	N 11 555 1	Washer 4.3 DIN 433 .....	5	
72	N 11 367 2	Tapping screw, cheese head B 3.5×9.5 DIN 7971 galvanized	5	
73	311 813 453	Rubber ring – Oil filler neck .....	1	
74	343 813 651	Parcel shelf, rear .....	1	

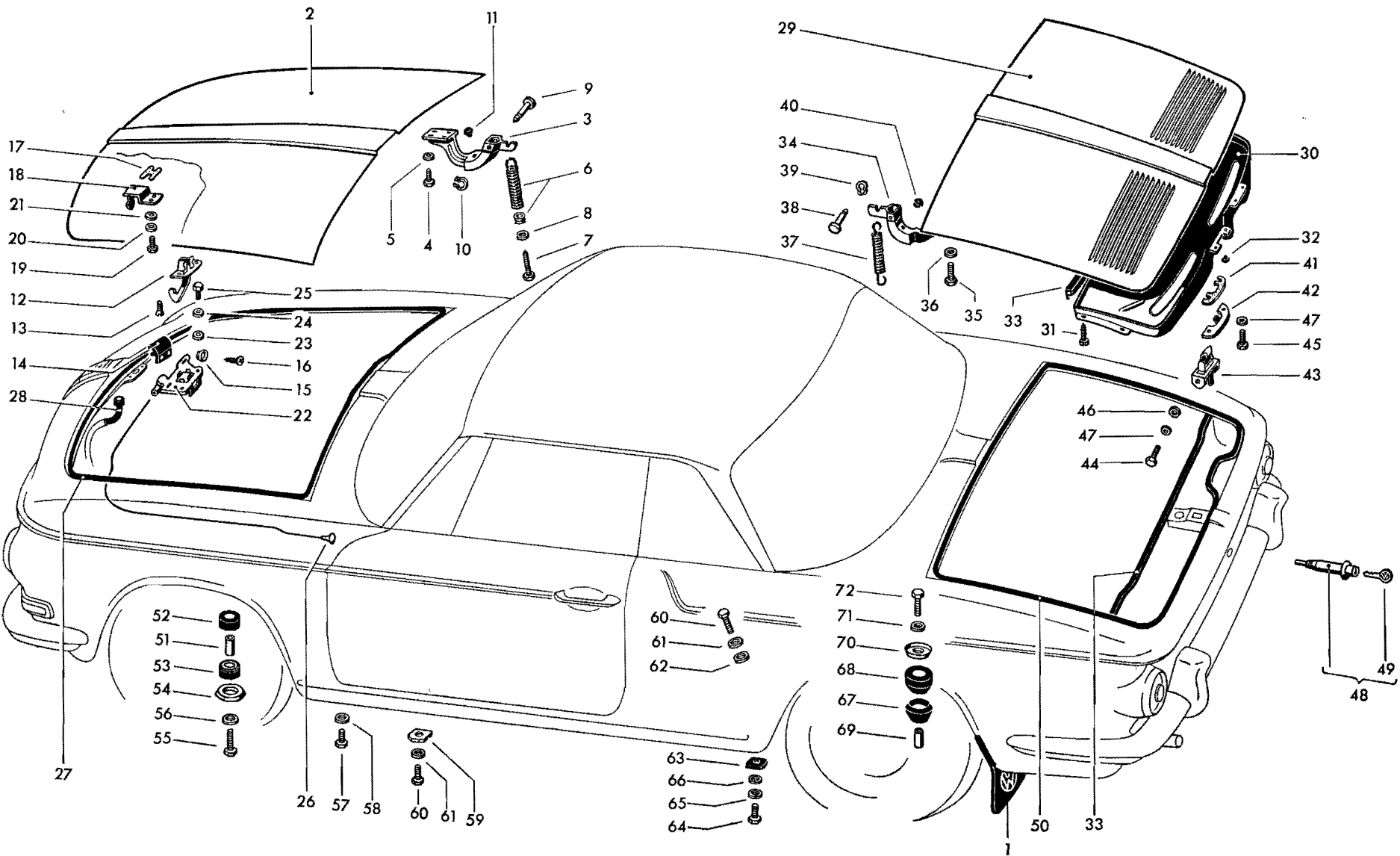
Key No.	Part No.	Description	Quantity	Type and model
75	311 813 789 A	Catch – Lock .....	2	
-	343 813 797	Plug – Luggage compartment floor ..... from Chassis No. 347 080 749	2	
76	343 813 991	Bracket – Licence plate .....	1	
-	343 813 995	Packing – Bracket .....	2	
-	N 14 233 1	Screw countersunk AM 6×25 DIN 7987 galvanized	2	

**ROOF**

77	343 817 021	Roof .....	1	343, 344
-	345 817 021	Roof (sliding roof) .....	1	345, 346
78	343 817 159	Frame inner – Rear window .....	1	
-	345 817 161	Cross member – Sliding roof .....	1	345, 346
79	343 817 535	Frame – Roof, left .....	1	343, 344
-	345 817 535	Frame – Roof, left .....	1	345, 346
80	343 817 536	Frame – Roof, right .....	1	343, 344
-	345 817 536	Frame – Roof, right .....	1	345, 346



***Genuine VW Parts***  
***rigidly factory inspected***





Key No.	Part No.	Description	Quantity	Type and model
<b>MUD FLAPS</b>				
-	343 821 805	1 set of mud flaps black with brackets ..... up to Chassis No. 346 500 000	1	M 74
-	141 821 805 B	1 set of mud flaps black with brackets ..... from Chassis No. 347 000 001	1	M 74
-	343 821 805 A	1 set of mud flaps white with brackets ..... up to Chassis No. 346 500 000	1	
-	141 821 805 C	1 set of mud flaps white with brackets ..... from Chassis No. 347 000 001	1	
-	343 821 811	Mud flap, left black with bracket ..... up to Chassis No. 346 500 000	1	M 74
1	141 821 811 B	Mud flap, left black with bracket ..... from Chassis No. 347 000 001	1	M 74
-	343 821 811 A	Mud flap, left white with bracket ..... up to Chassis No. 346 500 000	1	
-	141 821 811 C	Mud flap, left white with bracket ..... from Chassis No. 347 000 001	1	
-	343 821 812	Mud flap, right black with bracket ..... up to Chassis No. 346 500 000	1	M 74
-	141 821 812 B	Mud flap, right black with bracket ..... from Chassis No. 347 000 001	1	M 74
-	343 821 812 A	Mud flap, right white with bracket ..... up to Chassis No. 346 500 000	1	
-	141 821 812 C	Mud flap, right white with bracket ..... from Chassis No. 347 000 001	1	
<b>FRONT HOOD</b>				
2	343 823 031	Hood, front .....	1	
-	343 823 301	Hood hinge ..... up to Chassis No. 348 003 627	2	
3	343 823 301 A	Hood hinge, left ..... from Chassis No. 348 003 628	1	
-	343 823 302	Hood hinge, right ..... from Chassis No. 348 003 628	1	
4	N 10 239 2	Bolt, hex. head M 8×18 DIN 933 .....	4	
5	N 12 228 2	Spring washer B 8 DIN 137 galvanized .....	4	


Key No.	Part No.	Description	Quantity	Type and model
6	343 823 331	Spring – Hood, front .....	2	
7	N 10 271 1	Bolt, hex. head M 8×70 DIN 933 .....	2	
8	N 11 526 2	Washer B 8.4 DIN 125 high-polish galvanized ...	2	
-	343 823 345	Bolt – Hood hinge .....	2	up to Chassis No. 347 004 211
9	343 823 345 A	Bolt – Hood hinge .....	2	from Chassis No. 347 004 212
10	N 12 408 1	Lockring 8×0.8 DIN 471 .....	4	
11	141 837 491	Rubber stop – Hood hinge .....	2	
12	343 823 485	Catch – Front hood .....	1	
13	N 14 276 1	Screw, countersunk raised head AM 6×12 .....	2	DIN 7988 chromium plated
14	343 823 491	Deflector – Hook .....	1	
15	343 831 741	Washer 3, countersunk .....	2	
16	N 11 456 1	Tapping screw, countersunk raised head B 2.9×16 .....	2	DIN 7973 chromium plated
17	343 823 503	Spacer – Lock carrier with pin .....	1	
18	343 823 507	Lock pin carrier – Hood lock .....	1	
19	N 10 215 4	Bolt, hex. head M 6×15 DIN 933 galvanized ....	2	
20	N 12 226 2	Spring washer B 6 DIN 137 galvanized .....	2	
21	N 11 695 2	Washer 6.1 galvanized .....	2	
22	343 823 509	Lock – Panel .....	1	
23	N 11 695 2	Washer 6.1 galvanized .....	4	
24	N 12 226 2	Spring washer B 6 DIN 137 galvanized .....	4	
25	N 10 212 3	Bolt, hex. head M 6×12 DIN 933 galvanized ....	4	

Key No.	Part No.	Description	Quantity	Type and model
26	343 823 531 A	Cable – Front hood lock (length 1690 mm) ..... up to Chassis No. 348 500 000	1	
-	343 823 531 B	Cable – Front hood lock 2170 mm ..... from Chassis No. 349 000 001 (for model 344, 346 shorten to 1710 mm)	1	
-	N 13 330 2	Pin 2.5×5 DIN 1481 ..... from Chassis No. 349 000 001	1	
-	343 823 549	Conduit tube 1390 mm – Front hood lock cable .. from Chassis No. 347 156 380 up to 348 500 000	1	
-	141 823 547	Sleeve – Guide tube ..... from Chassis No. 347 156 380 up to 348 500 000	1	
-	412 823 557 A	Guide tube 2940 mm – Front hood lock cable ... from Chassis No. 349 000 001 (for model 343, 345 shorten to 2070 mm) (for model 344, 346 shorten to 1610 mm)	1	
-	411 823 665	Lever – Hood release mechanism ..... from Chassis No. 349 000 001	1	
27	343 823 703	Weatherstrip – Front hood ..... 1		
28	343 823 715	Drain hose – Hood, front ..... 2		
-	313 877 233 C	Extension – Water drain hose 343 823 715 ..... (shorten to 490 mm)	1	
<b>REAR HOOD</b>				
29	343 827 025 A	Hood, rear ..... 1		
30	343 827 071	Air deflector plate – Hood, rear ..... 1		
31	N 11 367 2	Tapping screw, cheese head B 3.5×9.5 DIN 7971 galvanized	7	
32	141 871 749	Plug – Contact switch ..... 1		
33	343 827 081 A	Gasket – Air deflector plate ..... 2		
-	343 823 301	Hood hinge ..... up to Chassis No. 347 134 253	2	
34	343 823 301 A	Hood hinge, left ..... from Chassis No. 347 134 254	1	
-	343 823 302	Hood hinge, right ..... from Chassis No. 347 134 254	1	

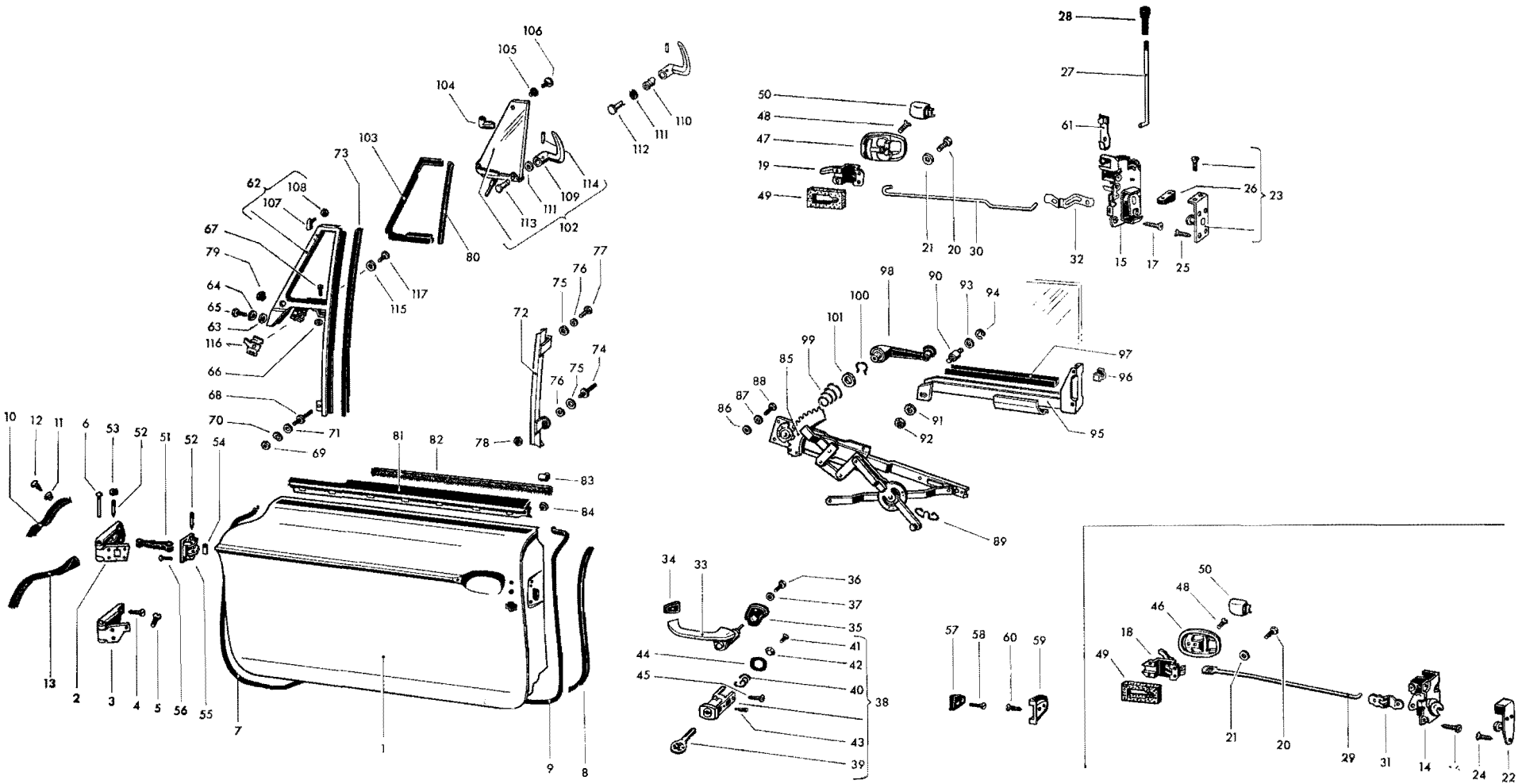
Key No.	Part No.	Description	Quantity	Type and model
35	N 10 239 2	Bolt, hex. head M 8×18 DIN 933 galvanized . . . . .	4	
36	N 12 228 2	Spring washer B 8 DIN 137 galvanized . . . . .	4	
37	343 827 331	Spring – Rear hood . . . . .	2	
–	343 823 345	Bolt – Hood hinge . . . . . up to Chassis No. 347 004 211	2	
38	343 823 345 A	Bolt – Hood hinge . . . . . from Chassis No. 347 004 212	2	
39	N 12 408 1	Lockring 8×0.8 DIN 471 . . . . .	4	
40	141 837 491	Rubber stop – Hood hinge . . . . .	2	
41	343 827 501	Spacer – Lock carrier with pin . . . . .	1	
42	343 827 507	Lock pin carrier – Hood lock . . . . .	1	
43	343 827 509	Lock – Hood . . . . .	1	
44	N 10 212 3	Bolt, hex. head M 6×12 DIN 933 galvanized . . . . .	2	
45	N 10 216 8	Bolt, hex. head M 6×18 DIN 933 galvanized . . . . .	2	
46	N 11 695 2	Washer 6.1 galvanized . . . . .	2	
47	N 12 226 2	Spring washer B 6 DIN 137 galvanized . . . . .	2	
–	343 827 573	Press button – Hood lock (Profile A) . . . . . up to Chassis No. 346 500 000	1	
48	343 827 573 A	Press button – Hood lock (Profile K) . . . . . from Chassis No. 347 000 001	1	
49	111 837 219 A 9/61 - 7/66 8/66 -	Key (specify key number) . . . . . Profile A Profile K	2	
–	N 13 041 1	Stud M 2.6×5 DIN 417 galvanized . . . . .	1	
50	343 827 705	Weatherstrip – Hood, rear . . . . .	1	

Key No.	Part No.	Description	Quantity	Type and model
<b>BODY TO CHASSIS SECURING PARTS</b>				
51	311 899 105 A	Spacer sleeve – Body mounting on front axle bracket	2	
52	311 899 115	Rubber bush, upper – Body mounting on front axle bracket	2	
53	311 899 117	Rubber bush, lower – Body mounting on front axle bracket	2	
54	311 705 695	Washer – Body mounting on front axle bracket ..	2	
55	N 10 465 1	Bolt, hex. head M 10×65 DIN 931 .....	2	
56	N 11 527 1	Washer A 10.5 DIN 125 galvanized .....	2	
57	N 10 450 1	Bolt, hex. head M 10×50 DIN 931 – .....	4	Body and frame, front
58	211 707 189	Spring washer 10.5×26 .....	4	
59	311 899 131	Reinforcement – Body mounting on floor plate ..	18	
60	111 899 145	Bolt, hex. head M 8×27 – Body mounting on floor plate and rear cross member	24	
61	N 12 228 2	Spring washer B 8 DIN 137 galvanized .....	24	
62	N 11 670 1	Washer 8.1 .....	6	
63	311 899 135 A	Rubber pad between body and frame (rear) .....	2	
64	N 10 254 2	Bolt, hex. head M 10×25 DIN 933 .....	2	
65	N 12 010 2	Lock washer B 10 DIN 127 galvanized .....	2	

Key No.	Part No.	Description	Quantity	Type and model
66	311 899 165	Washer 10.2 between body and frame (rear) . . . .	2	
67	311 899 155	Rubber bush, lower – Body mounting on . . . . . sub-frame	2	
68	311 899 157	Rubber bush, upper – . . . . . Body mounting on sub-frame	2	
–	311 899 161 A	Spacer sleeve 37.5 mm – . . . . . Body mounting on sub-frame up to Chassis No. 347 500 000	2	
69	311 899 161 B	Spacer sleeve 40 mm – . . . . . Body mounting on sub-frame from Chassis No. 348 000 001	2	
70	311 899 163	Spacer – Body mounting on sub-frame . . . . .	2	
71	311 899 165	Washer 10.2 – Body mounting on sub-frame . . . . .	2	
72	N 10 465 1	Bolt, hex. head M 10×65 DIN 931 . . . . . up to Chassis No. 347 500 000	2	
–	N 10 470 2	Bolt, hex. head M 10×70 DIN 931 . . . . . from Chassis No. 348 000 001	2	



***Genuine VW Parts***  
***rigidly factory inspected***







Key No.	Part No.	Description	Quantity	Type and model
---------	----------	-------------	----------	----------------

**DOORS**

1	343 831 051 A	Door, bare, left ..... (use 111 837 035 D up to Chassis No. 346 500 000)	1	
-	343 831 052 A	Door, bare, right ..... (use 111 837 036 D up to Chassis No. 346 500 000)	1	
2	343 831 401 A	Hinge, upper, left .....	1	
-	343 831 402 A	Hinge, upper, right .....	1	
3	343 831 411 A	Hinge, lower, left .....	1	
-	343 831 412 A	Hinge, lower, right .....	1	
4	N 14 288 1	Screw, countersunk raised head AM 8×15 .....	16	
5	N 21 401 1	Screw, countersunk raised head AM 8×18 .....	14	
-	141 831 421	Pin ..... up to Chassis No. 348 185 823	4	
6	141 831 421 B	Pin ..... from Chassis No. 348 185 824	4	
-	311 831 439 A	Plug – Door hinge ..... from Chassis No. 348 185 824 043 grey black	4	
7	343 831 711 A	Seal – Hinge pillar, left .....	1	
-	343 831 712 A	Seal – Hinge pillar, right .....	1	
8	343 831 725 A	Seal – Lock pillar .....	2	

Key No.	Part No.	Description	Quantity	Type and model
9	343 831 731	Weatherstrip - Door (side, bottom), left .....	1	
-	343 831 732	Weatherstrip - Door (side, bottom), right .....	1	
10	343 831 735 A	Weatherstrip - Door hinge pillar, upper .....	2	up to Chassis No. 109 824
11	343 831 741	Washer 3 mm countersunk .....	4	
12	N 11 456 1	Tapping screw, countersunk raised head B 2.9×16	4	
13	343 831 735 C	Weatherstrip, front, upper - Door, left .....	1	from Chassis No. 109 825
-	343 831 736 C	Weatherstrip, front, upper - Door, right .....	1	from Chassis No. 109 825

**DOOR COMPONENTS**

14	311 837 015	Door lock, left .....	1	up to Chassis No. 346 500 000
15	343 837 015	Door lock, left .....	1	from Chassis No. 347 000 001
-	311 837 016	Door lock, right .....	1	up to Chassis No. 346 500 000
16	N 14 277 1	Screw, countersunk raised head AM 6×15 .....	6	
-	343 837 016	Door lock, right .....	1	from Chassis No. 347 000 001

Key No.	Part No.	Description	Quantity	Type and model
17	N 14 276 1	Screw, countersunk raised head AM 6×12 .....	6	
18	311 837 019	Operating lever – Door lock, left .....	1	up to Chassis No. 346 500 000
19	113 837 019 B	Operating lever – Door lock, left .....	1	from Chassis No. 347 000 001
–	311 837 020	Operating lever – Door lock, right .....	1	up to Chassis No. 346 500 000
–	113 837 020 B	Operating lever – Door lock, right .....	1	from Chassis No. 347 000 001
20	N 10 210 7	Bolt, hex. head M 6×10 .....	4	
21	N 11 524 4	Washer A 6.4 .....	4	
22	311 837 035	Striker plate – Door lock, left .....	1	up to Chassis No. 346 500 000
23	111 837 035 D	Striker plate – Door lock, left .....	1	from Chassis No. 347 000 001
–	311 837 036	Striker plate – Door lock, right .....	1	up to Chassis No. 346 500 000
24	N 14 277 1	Screw, countersunk raised head AM 6×15 .....	6	
–	111 837 036 D	Striker plate – Door lock, right .....	1	from Chassis No. 347 000 001
25	N 14 276 1	Screw, countersunk raised head AM 6×12 .....	6	
–	111 837 061 A	Spring – Door lock .....	2	from Chassis No. 347 000 001
–	111 837 111 B	Plug – Door lock oil hole .....	2	from Chassis No. 347 000 001
–	111 837 143	Gasket – Door lock .....	2	from Chassis No. 347 000 001
26	311 837 177	Rubber wedge – Striker plate .....	2	
–	N 11 734 1	Screw, countersunk head AM 4×8 .....	4	
27	343 837 183	Locking rod – Door lock .....	2	from Chassis No. 347 000 001
28	111 837 187 B	Knob – Locking rod .....	2	from Chassis No. 347 000 001
29	343 837 193	Pull rod – Operating lever, left .....	1	up to Chassis No. 346 500 000
30	343 837 193 A	Pull rod – Operating lever .....	2	from Chassis No. 347 000 001

Key No.	Part No.	Description	Quantity	Type and model
-	343 837 194	Pull rod – Operating lever, right up to Chassis No. 346 500 000	1	
-	343 837 195	Guide – Pull rod	4	
31	311 837 199	Spring – Pull rod 40 mm up to Chassis No. 346 500 000	2	
32	113 837 199	Spring – Pull rod 37.5 mm from Chassis No. 347 000 001	2	
-	343 837 205	Door handle, outer left up to Chassis No. 346 500 000	1	
33	343 837 205 A	Door handle, outer left from Chassis No. 347 000 001	1	
-	343 837 206	Door handle, outer right up to Chassis No. 346 500 000	1	
-	343 837 206 A	Door handle, outer right from Chassis No. 347 000 001	1	
34	343 837 209	Packing, front – Door handle, outer	2	
35	343 837 211	Packing, rear, left – Door handle, outer	1	
-	343 837 212	Packing, rear, right – Door handle, outer	1	
36	N 10 210 7	Bolt, hex. head M 6×10	4	
37	N 12 226 2	Spring washer B 6	4	
-	311 837 217	Lock cylinder with keys up to Chassis No. 346 500 000	2	
38	311 837 217 A	Lock cylinder with keys from Chassis No. 347 000 001	2	
39	111 837 219 A	Key (specify key number) Profile A Profile K	2	
40	311 837 221	Return spring – Lock cylinder	2	
41	N 11 734 1	Screw, countersunk head AM 4×8	2	
42	N 12 116 1	Shake-proof washer V 4.3	2	
43	N 13 044 1	Stud M 2.6×8	2	
44	311 837 227	Packing – Lock cylinder	2	
45	N 14 276 1	Screw, countersunk raised head AM 6×12	2	

Key No.	Part No.	Description	Quantity	Type and model
46	311 837 235	Escutcheon – Operating lever ..... up to Chassis No. 346 500 000	2	
47	113 837 239 A	Escutcheon – Operating lever ..... from Chassis No. 347 000 001	2	
48	N 14 216 1	Screw, countersunk head AM 5×10 DIN 7987 ... chromium plated	2	
49	111 837 341	Seal – Operating lever .....	2	
50	311 837 247 9/61 - 7/66 8/66 -	Trim plate – Operating lever ..... 466 silver beige 043 grey-black	2	
51	343 837 253	Door check strap .....	2	
52	141 837 255 B	Pin – Door check strap and roller .....	6	
53	N 12 405 1	Lockring 5×0.6 DIN 471 galvanized .....	6	
54	141 837 257 B	Roller – Door check strap .....	4	
55	343 837 265	Plate, retaining – Door check strap .....	2	
56	N 14 277 1	Screw, countersunk raised head AM 6×15 ..... DIN 7988 galvanized	4	
57	141 837 277	Rubber buffer – Door lock pillar .....	2	
58	N 14 218 1	Screw, countersunk head AM 5×20 DIN 7987 ... galvanized	4	
59	343 837 289	Housing – Door buffer .....	2	
60	N 13 997 1	Tapping screw, countersunk head B 4.2×13 ..... DIN 7982 chromium plated	4	
61	111 837 319	Spring, left – Locking rod ..... from Chassis No. 347 000 001	2	
62	343 837 405 A	Window channel with vent wing frame, left .....	1	343, 345
-	344 837 405 A	Window channel with vent wing frame, left (RHD) .	1	344, 346
-	343 837 406 A	Window channel with vent wing frame, right .....	1	343, 345
-	344 837 406	Window channel with vent wing frame, right (RHD) up to Chassis No. 347 156 784	1	344, 346
-	344 837 406 A	Window channel with vent wing frame, right (RHD) from Chassis No. 347 156 785	1	344, 346
63	N 11 695 2	Washer 6.1 galvanized .....	4	
64	N 12 226 2	Spring washer B 6 DIN 137 galvanized .....	4	

Key No.	Part No.	Description	Quantity	Type and model
65	N 10 216 7	Bolt, hex. head M 6×18 DIN 933 .....	4	
66	N 11 524 1	Washer A 6.4 DIN 125 .....	×	
67	N 10 700 1	Screw, cheese head AM 5×12 DIN 84 .....	2	
		high-polish galvanized		
-	343 837 445	Grub screw M 6 – Window channel .....	2	
		with vent wing frame		
		up to Chassis No. 347 156 784		
-	N 11 006 2	Nut, hex. M 6 DIN 934 galvanized .....	2	
-	N 12 226 2	Spring washer B 6 DIN 137 galvanized .....	2	
-	N 11 695 2	Washer 6.1 galvanized .....	2	
68	343 837 445 A	Grub screw M 8 – Window channel with vent wing	2	
		frame		
		from Chassis No. 347 156 785		
69	N 11 008 3	Nut, hex. M 8 DIN 934 galvanized .....	2	
70	N 12 228 2	Spring washer B 8 DIN 137 galvanized .....	2	
71	N 11 525 2	Washer A 8.4 DIN 125 .....	2	
72	343 837 429	Channel, rear, left .....	1	
-	343 837 430	Channel, rear, right .....	1	
73	343 837 433	Channel, front – Door window .....	2	
-	343 837 441	Stop, upper, left – Vent wing frame .....	1	
		from Chassis No. 347 156 785		
-	343 837 442	Stop, upper, right – Vent wing frame .....	1	
		from Chassis No. 347 156 785		
-	N 11 322 1	Tapping screw, countersunk head .....	2	
		B 2.9×9.5 DIN 7972 chromium plated		
74	343 837 445	Grub screw M 6 – Window channel, rear .....	2	
75	N 11 695 2	Washer 6.1 galvanized .....	4	
76	N 12 226 2	Spring washer B 6 DIN 137 galvanized .....	4	
77	N 10 212 3	Bolt, hex. head M 6×12 DIN 933 galvanized ....	2	
78	N 11 006 2	Nut, hex. M 6 DIN 934 galvanized .....	2	
79	111 831 449	Plug – Vent wing frame .....	4	

Key No.	Part No.	Description	Quantity	Type and model
-	343 837 465	Weatherstrip rear - Vent wing ..... up to Chassis No. 190 835	2	
80	343 837 465 A	Weatherstrip rear - Vent wing ..... from Chassis No. 190 836	2	
81	343 837 475	Weatherstrip, outer - Door window slot, left .....	1	
-	343 837 476	Weatherstrip, outer - Door window slot, right ...	1	
-	N 11 365 1	Tapping screw, cheese head B 2.9×9.5 .....	8	
82	141 837 479	Door window channel .....	2	
83	141 837 487	Press-button - Door window channel .....	10	
84	141 837 491	Guide plug - Door glass .....	8	
85	343 837 501	Winder - Door window, left .....	1	
-	343 837 502	Winder - Door window, right .....	1	
86	N 11 695 2	Washer 6.1 .....	12	
87	N 12 226 2	Spring washer B 6 .....	12	
88	N 10 210 7	Bolt, hex. head M 6×10 .....	12	
89	111 837 507	Spring - Lift channel .....	2	
90	343 837 517	Bolt - Door window lift channel .....	2	
91	N 12 108 2	Spring washer A 8.4 .....	2	
92	N 11 008 3	Nut, hex. M 8 .....	2	
93	343 837 519	Washer 8×16 .....	2	
94	N 12 436 2	Spring washer 6 .....	2	

**MAIN GROUP**




**BODY**

**Door components**

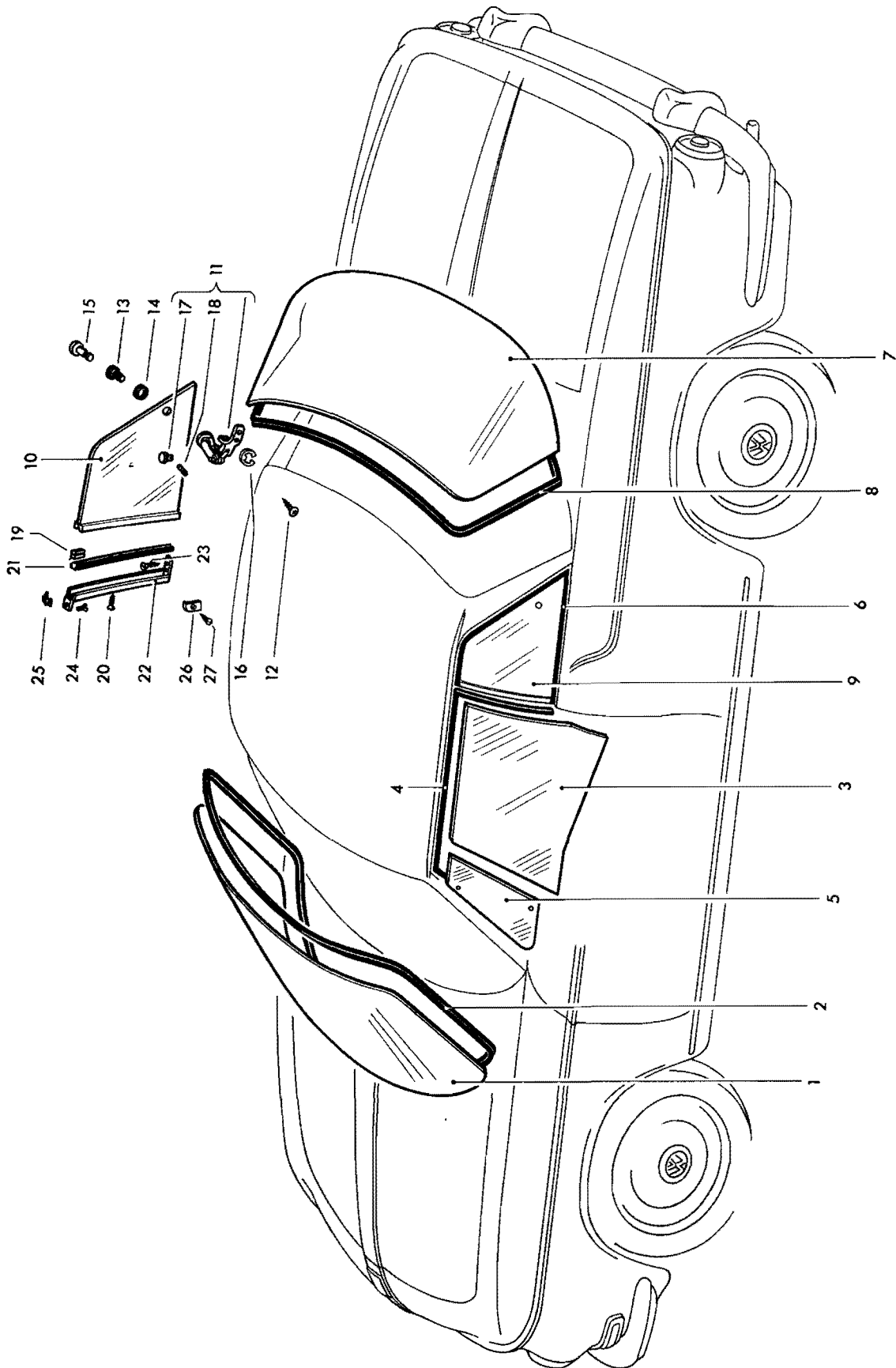
Key No.	Part No.	Description	Quantity	Type and model
95	343 837 571	Lift channel – Door window, left .....	1	
-	343 837 572	Lift channel – Door window, right .....	1	
96	343 837 575	Guide piece – Lift channel .....	4	
97	211 845 271	Weatherstrip – Lift channel .....	2	
-	311 837 581 C	Handle – Door window winder .....	2	up to Chassis No. 346 500 000
98	311 837 581 E	Handle – Door window winder .....	2	from Chassis No. 347 000 001 8/66 - 043 grey-black
99	111 837 229 C	Spring – Door window winder handle .....	2	
100	311 837 593	Spring – Window winder .....	2	
101	311 837 597	Escutcheon – Window winder .....	2	
102	343 837 605 A	Vent wing, left .....	1	
-	343 837 606 A	Vent wing, right .....	1	
-	343 837 625	Weatherstrip – Vent wing, left .....	1	up to Chassis No. 347 156 784
103	343 837 625 A	Weatherstrip – Vent wing, left .....	1	from Chassis No. 347 156 785
-	343 837 626	Weatherstrip – Vent wing, right .....	1	up to Chassis No. 347 156 784
-	343 837 626 A	Weatherstrip – Vent wing, right .....	1	from Chassis No. 347 156 785
104	343 837 627 A	Mounting, upper, lower part – Vent wing, left ...	1	
-	343 837 628 A	Mounting, upper, lower part – Vent wing, right ...	1	



Key No.	Part No.	Description	Quantity	Type and model
105	343 837 631	Rubber sleeve – Mounting, lower part .....	2	
106	343 837 633	Fillister head screw M 5 – Mounting, lower part	2	
-	343 837 635	Mounting bracket, upper – Vent wing frame, left up to Chassis No. 347 156 784	1	
107	343 837 635 A	Mounting bracket, upper – Vent wing frame .....	2	from Chassis No. 347 156 785
-	343 837 636	Mounting bracket, upper – Vent wing frame, right up to Chassis No. 347 156 784	1	
108	N 11 004 2	Nut, hex. M 4 DIN 934 galvanized .....	2	
109	343 837 639	Fastener – Vent wing, left .....	1	
-	343 837 640	Fastener – Vent wing, right .....	1	
110	343 837 643	Bush – Fastener .....	2	up to Chassis No. 119 849
111	343 837 645	Spring washer – Fastener .....	2	
112	343 837 649	Rivet – Bush .....	2	up to Chassis No. 119 849
113	343 837 649 A	Bolt – Fastener .....	2	from Chassis No. 119 850
114	N 13 331 1	Pin 2×12 DIN 1481 .....	2	
115	111 837 941	Cup spring 6.4×12.5 – Vent wing clamp .....	6	
116	311 837 683	Clamp, top – Vent wing .....	2	
117	N 10 210 1	Bolt, hex. head M 6×10 DIN 933 galvanized ....	2	



***Genuine VW Parts***  
***rigidly factory inspected***



Key No.	Part No.	Description	Quantity	Type and model
---------	----------	-------------	----------	----------------

**WINDOW GLASSES  
AND WEATHERSTRIPS**


1	343 845 101 B	Glass – Windshield .....	1	
-	343 845 101 C	Windshield (laminated glass) .....	1	M 256
2	343 845 121 A	Weatherstrip – Windshield glass .....	1	
3	343 845 201 B	Glass – Door, left .....	1	
-	343 845 202 B	Glass – Door, right .....	1	
4	343 845 211 B	Weatherstrip, top – Door window left .....	1	
-	343 845 212 B	Weatherstrip, top – Door window right .....	1	
5	343 845 251 C	Glass – Vent wing, left .....	1	
-	343 845 252 C	Glass – Vent wing, right .....	1	
-	343 845 321	Weatherstrip – Quarter window, left .....	1	
		up to Chassis No. 280 026		
6	343 845 321 A	Weatherstrip – Quarter window, left .....	1	
		from Chassis No. 280 027		
-	343 845 322	Weatherstrip – Quarter window, right .....	1	
		up to Chassis No. 280 026		
-	343 845 322 A	Weatherstrip – Quarter window, right .....	1	
		from Chassis No. 280 027		
7	343 845 501	Glass – Rear window .....	1	
-	343 845 501 A	Glass (heatable 12 V) – Rear window .....	1	M 102
		from Chassis No. 347 000 001		
-	*311 963 141	Relay 12 V – Glass (heatable) – Rear window ....	1	M 102
-	N 13 968 1	Tapping screw, fillister head B 4.8×13 .....	1	M 102
-	N 12 104 2	Lock washer A 5.3 .....	1	M 102

Key No.	Part No.	Description	Quantity	Type and model
-	*211 947 511 C	Switch – Glass (heatable) – Rear window .....	1	M 102
-	111 998 133	1 set of installation parts for glass (heatable 12 V) Rear window	1	M 102
-	143 971 919	Grommet – Glass (heatable) – Rear window ..... from Chassis No. 347 000 001	2	M 102
-	113 971 923	Cap – Grommet ..... from Chassis No. 347 000 001	2	M 102
-	*111 937 093 A	Connector with fuse .....	1	M 102
-	*311 971 939	Cable clip .....	4	M 102
8	343 845 521 A	Weatherstrip – Rear window glass .....	1	

**QUARTER WINDOW PARTS**

9	343 847 041 A	Quarter window, left, with channel .....	1	
10	343 847 042 A	Quarter window, right, with channel .....	1	
-	343 847 081 A	Fastener – Quarter window, left .....	1	
11	343 847 082 A	Fastener – Quarter window, right .....	1	
12	N 14 087 3	Tapping screw, countersunk raised head B 3.5×16	6	
-	143 847 103	Fillister head screw – Window fastener mounting up to Chassis No. 252 189	2	
13	113 847 205	Gasket, outer – Pin .....	2	
14	113 847 207	Gasket, inner – Pin .....	2	
15	311 847 229	Pin – Fastener mounting ..... from Chassis No. 252 190	2	
16	N 12 434 1	Lock washer 4 .....	2	
-	311 847 245	Knob – Fastener ..... up to Chassis No. 345 220 883	2	

Key No.	Part No.	Description	Quantity	Type and model
17	361 847 247	Knob chromium plated – Fastener . . . . . from Chassis No. 346 000 001	2	
18	N 13 074 1	Stud M 3×5 DIN 551 high-polish galvanized . . . .	2	
19	343 847 319	Connecting strip . . . . .	6	
20	N 11 325 3	Tapping screw, countersunk head B 3.5×13 . . . . . DIN 7972 high-polish galvanized	6	
21	343 847 327	Rubber hinge – Quarter window . . . . .	2	
–	343 847 339	Channel between quarter and door window, left	1	
22	343 847 340	Channel between quarter and door window, right	1	
23	N 11 325 3	Tapping screw, countersunk head B 3.5×13 . . . . . DIN 7972 high-polish galvanized	4	
24	N 14 216 1	Screw, countersunk head AM 5×10 DIN 7987 . . . . chromium plated	2	
25	143 847 347	Base, upper for channel between quarter and door window	2	
–	343 847 349 A	Cap for channel between quarter and door window up to Chassis No. 280 026	2	
26	343 847 349 B	Cap for channel between quarter and door window from Chassis No. 280 027	2	
27	N 11 321 1	Tapping screw, countersunk head BZ 2.2×9.5 . . . . DIN 7972 chromium plated	2	



***Genuine VW Parts***  
***rigidly factory inspected***

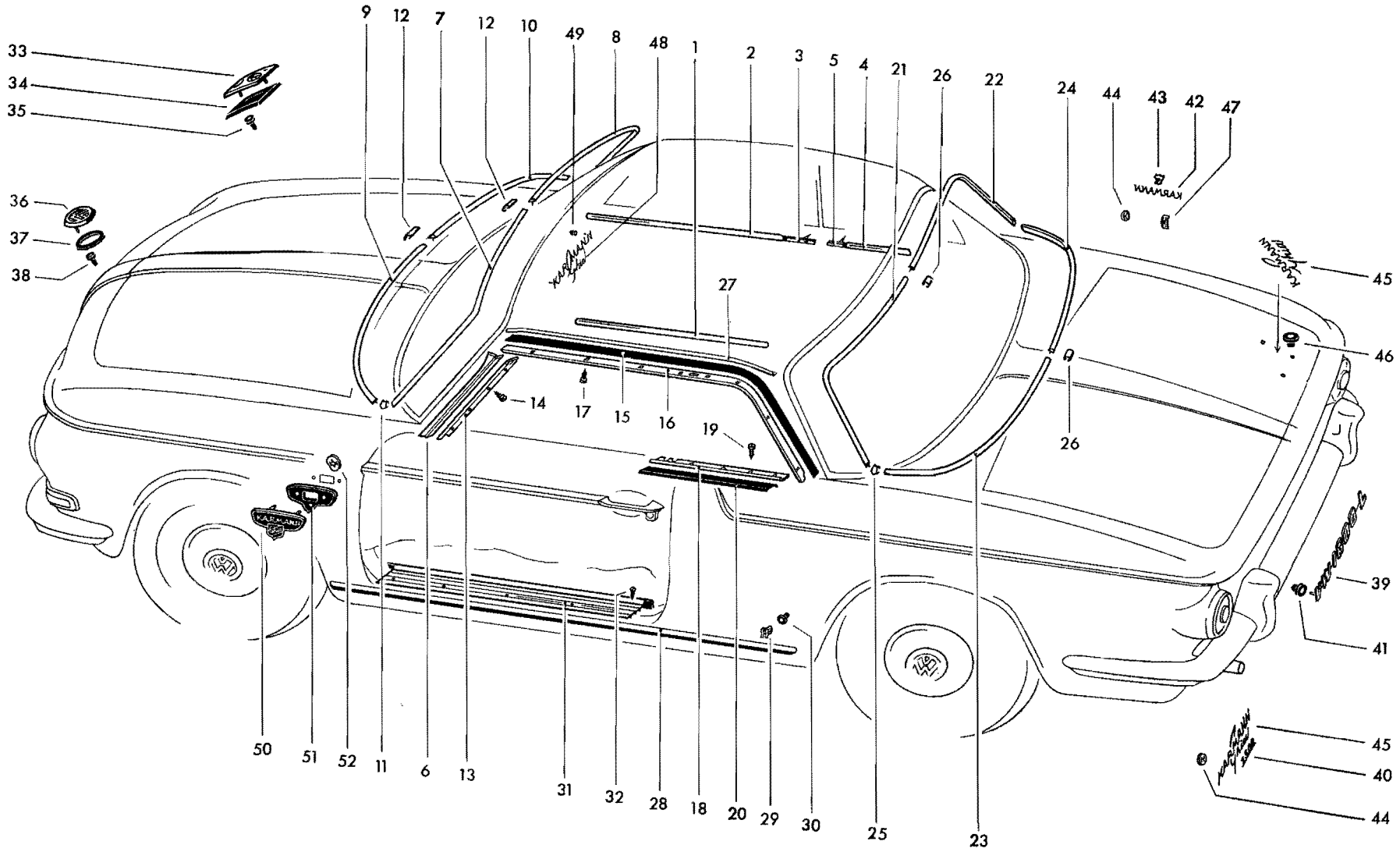


Illustration 8




Key No.	Part No.	Description	Quantity	Type and model
<b>MOLDINGS</b>				
1	343 853 103	Molding – Door lining . . . . . up to Chassis No. 346 500 000	2	
-	343 853 105	Molding – Padded strip – Door . . . . . up to Chassis No. 346 500 000	2	
2	343 853 105 A	Molding – Padded strip – Door . . . . . from Chassis No. 347 000 001	2	
-	141 853 107	Clamping strip – Molding . . . . . up to Chassis No. 346 500 000	6	
3	343 853 107	Clamping strip – Molding . . . . . from Chassis No. 347 000 001	2	
-	343 853 115	Molding on padded strip – Quarter panel . . . . . up to Chassis No. 346 500 000	2	
4	343 853 115 A	Molding on padded strip – Quarter panel . . . . . from Chassis No. 347 000 001	2	
5	343 853 117	Clamping strip – Molding . . . . . from Chassis No. 347 000 001	2	
6	343 853 301	Trim plate, left – Windshield frame . . . . .	1	
-	343 853 302	Trim plate, right – Windshield frame . . . . .	1	
7	343 853 305 A	Trim molding, upper, left – Windshield . . . . .	1	
8	343 853 306 A	Trim molding, upper, right – Windshield . . . . .	1	
9	343 853 307 B	Trim molding, lower, left – Windshield . . . . .	1	
10	343 853 308 B	Trim molding, lower, right – Windshield . . . . .	1	
11	343 853 309 A	Sleeve, lower, left and right – Trim molding . . . . .	2	
12	143 853 309 B	Sleeve, upper and lower – Trim molding . . . . . from Chassis No. 347 000 001	2	
13	343 853 337	Molding – Door window weatherstrip, left . . . . . on windshield frame	1	
-	343 853 338	Molding – Door window weatherstrip, right . . . . . on windshield frame	1	

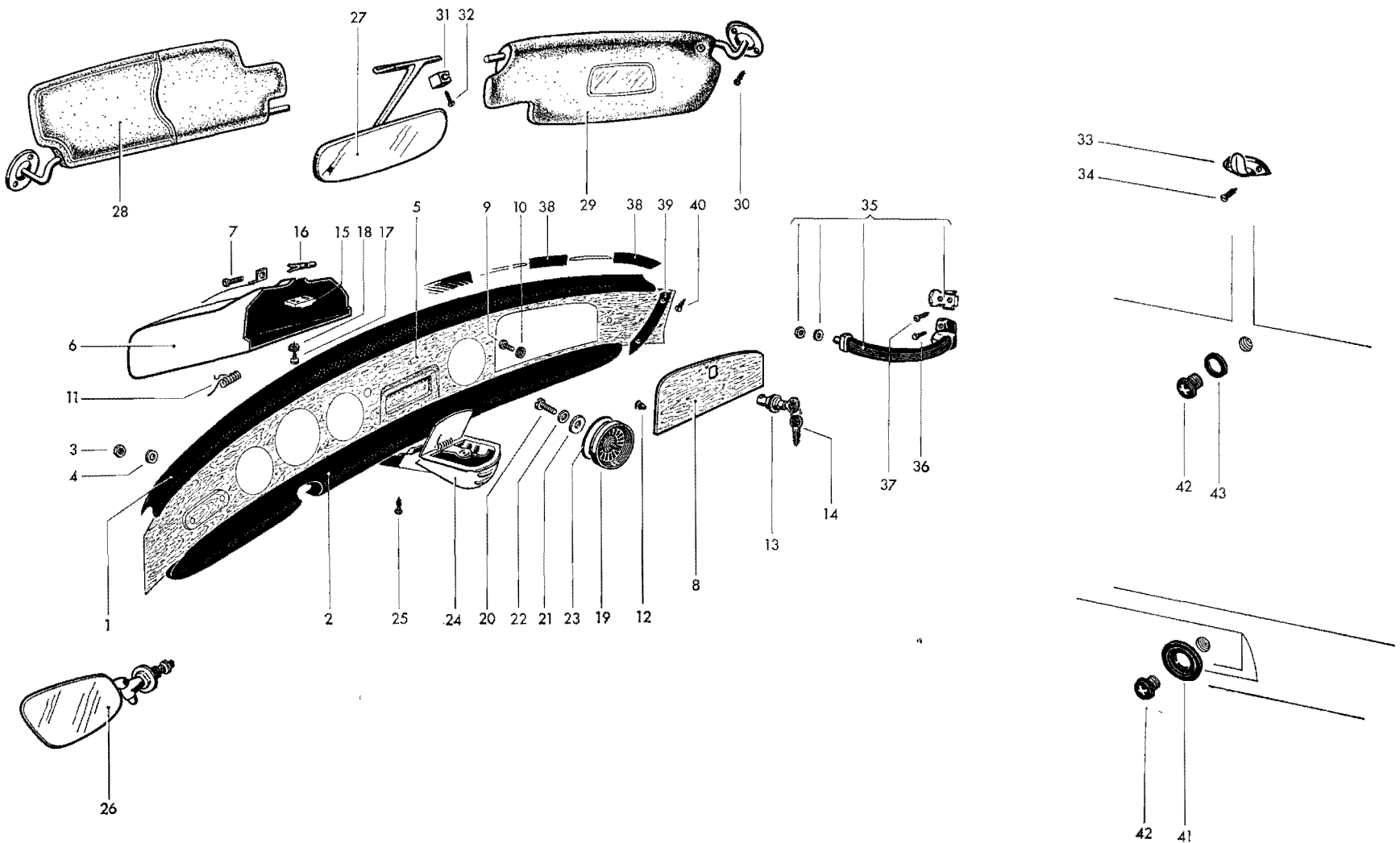
Key No.	Part No.	Description	Quantity	Type and model
14	N 11 365 1	Tapping screw, cheese head B 2.9×9.5 DIN 7971	10	
15	343 853 343	Rubber strip – Door and quarter window . . . . . weatherstrip, upper	4	
-	343 853 347	Molding – Door and quarter window, upper, left up to Chassis No. 280 026	1	
16	343 853 347 A	Molding – Door and quarter window, upper, left from Chassis No. 280 027	1	
-	343 853 348	Molding – Door and quarter window, upper, right up to Chassis No. 280 026	1	
-	343 853 348 A	Molding – Door and quarter window, upper, right from Chassis No. 280 027	1	
17	N 11 365 1	Tapping screw, cheese head B 2.9×9.5 DIN 7971	26	
-	343 853 353	Molding, outer at base of quarter window, left . . up to Chassis No. 280 026	1	
18	343 853 353 A	Molding, outer at base of quarter window, left . . from Chassis No. 280 027	1	
-	343 853 354	Molding, outer at base of quarter window, right . . up to Chassis No. 280 026	1	
-	343 853 354 A	Molding, outer at base of quarter window, right . . from Chassis No. 280 027	1	
19	N 11 365 1	Tapping screw, cheese head B 2.9×9.5 DIN 7971	8	
20		Rubber strip, outer at base of quarter window . . . make from 343 853 343	x	
21	343 853 355 A	Trim molding, upper, left – Rear window glass . . .	1	
22	343 853 356 A	Trim molding, upper, right – Rear window glass . .	1	
23	343 853 357 B	Trim molding, lower, left – Rear window glass . . . .	1	
24	343 853 358 B	Trim molding, lower, right – Rear window glass . .	1	
25	343 853 309 A	Sleeve, lower, left and right – Trim molding . . . . .	2	
26	143 853 309 B	Sleeve, upper and lower – Trim molding . . . . . from Chassis No. 347 000 001	2	

Key No.	Part No.	Description	Quantity	Type and model
27	343 853 421	Molding, left – Roof .....	1	
-	343 853 422	Molding, right – Roof .....	1	
28	343 853 555	Molding outer .....	2	
29	343 853 547	Retaining clip – Molding outer .....	16	
30	113 857 219 A	Washer – Clip .....	16	
31	343 853 557 B	Molding – Sill panel .....	2	
32	N 11 322 1	Tapping screw, countersunk head B 2.9×9.5 .... DIN 7972 chromium plated	14	
33	343 853 601	VW sign front up to Chassis No. 58 489 .....	1	
34	343 853 609	Packing – VW sign front up to Chassis No. 58 489 .	1	
35	113 853 615	Seal – VW sign front up to Chassis No. 58 489 ...	2	
36	141 853 601 B	VW sign front from Chassis No. 58 490 .....	1	
37	141 853 611	Packing – VW sign front from Chassis No. 58 490	1	
38	343 853 615	Seal – VW sign front from Chassis No. 58 490 ....	2	
-	411 853 675	Name "Automatic" .....	1	from Chassis No. 349 000 001
-	113 853 615	Seal – Name .....	3	from Chassis No. 349 000 001
-	361 853 679	Name "S" .....	1	from Chassis No. 221 975 up to 345 220 883
-	361 853 687	Name "Volkswagen" .....	1	from Chassis No. 58 490 up to 345 220 883
-	361 853 687 A	Name "VW 1600" .....	1	from Chassis No. 346 000 001 up to 346 500 000

Key No.	Part No.	Description	Quantity	Type and model
-	361 853 687 B	Name "Volkswagen" ..... from Chassis No. 346 000 001 up to 346 500 000	1	M 14, M 274
39	361 853 687 D	Name "VW 1600 L" ..... from Chassis No. 347 000 001	1	
40	361 853 691 A	Name "1500" ..... from Chassis No. 58 490 up to 345 220 883	1	
41	343 853 615	Seal - Name from Chassis No. 58 490 .....	7	
42	343 853 901	Name "Karmann" up to Chassis No. 58 489 .....	1	
43	343 853 903	Sign "Ghia" up to Chassis No. 58 489 .....	1	
44	131 853 695	Clamping plate ..... up to Chassis No. 58 489	1	
45	343 853 905	Name "Karmann Ghia" .....	1	
46	343 853 907	Mounting washer - Name "Karmann Ghia" .....	4	
47	343 853 909	Speed nut 1.5 - Name "Karmann" ..... up to Chassis No. 58 489	3	
48	141 853 911	Name "Karmann Ghia" - Instrument panel ..... from Chassis No. 347 000 001	1	
49	141 853 913	Mounting washer - Name ..... from Chassis No. 347 000 001	3	
-	343 853 915	Name "1500" up to Chassis No. 58 489 .....	1	
50	343 853 921	Sign "Karmann Ghia" ..... (for sealing off the parking lamp opening) from Chassis No. 265 685	2	M 274
51	343 853 923	Plastic packing - Sign ..... from Chassis No. 265 685	2	M 274
52	N 12 052 1	Clamping plate 3 - Sign .....	4	M 274



***Genuine VW Parts***  
***rigidly factory inspected***





Key No.	Part No.	Description	Quantity	Type and model
---------	----------	-------------	----------	----------------

**INSTRUMENT PANEL FITTINGS,  
REAR VIEW MIRROR**

1	343 857 051	Instrument panel cover .....	1	
	8/65 - 7/66	671 Teak - 51		
	8/65 - 7/66	651 pigalle - 79		
	9/61 -	041 black		
-	343 857 061 A	Padded strip - Instrument panel .....	1	343, 345
		up to Chassis No. 347 500 000		
	8/65 - 7/66	671 Teak - 51		
	8/65 - 7/66	651 pigalle - 79		
	9/61 - 7/67	041 black		
2	343 857 061 B	Padded strip - Instrument panel .....	1	343, 345
		from Chassis No. 348 000 001		
	8/67 -	041 black		
-	344 857 061	Padded strip - Instrument panel (RHD) .....	1	344, 346
		up to Chassis No. 347 500 000		
	8/65 - 7/66	671 Teak - 51		
	8/65 - 7/66	651 pigalle - 79		
	1/64 - 7/67	041 black		
-	344 857 061 A	Padded strip - Instrument panel (RHD) .....	1	344, 346
		from Chassis No. 348 000 001		
	8/67 -	041 black		
3	N 11 006 2	Nut, hex. M 6 .....	10	
4	N 12 226 2	Spring washer B 6 .....	10	
-	343 857 071	Instrument panel facing .....	1	343, 345
		from Chassis No. 347 000 001 up to 347 500 000		
	8/66 - 7/67	099 wood grain		
5	343 857 071 A	Instrument panel facing .....	1	343, 345
		from Chassis No. 348 000 001		
-	344 857 071	Instrument panel facing (RHD) .....	1	344, 346
		from Chassis No. 347 000 001 up to 347 500 000		
	8/66 - 7/67	099 wood grain		

Key No.	Part No.	Description	Quantity	Type and model
-	344 857 071 A	Instrument panel facing (RHD) ..... from Chassis No. 348 000 001	1	344, 346
6	343 857 101 A	Glove compartment with hood lock control .....	1	343, 345
-	344 857 101 A	Glove compartment with hood lock control (RHD)	1	344, 346
7	N 10 209 1	Bolt, hex. head M 5×25 .....	1	
8	343 857 121 A 8/66 - 7/68	Lid - Glove compartment ..... up to Chassis No. 348 500 000 099 wood grain	1	343, 345
-	343 857 121 B 8/68 -	Lid - Glove compartment ..... from Chassis No. 349 000 001 099 wood grain	1	343, 345
-	344 857 121 B 8/65 -	Lid - Glove compartment (RHD) ..... 099 wood grain	1	344, 346
9	N 10 206 1	Bolt, hex. head M 5×6 .....	2	
10	N 12 104 2	Spring washer A 5.3 .....	2	
11	111 805 163	Spring - Glove compartment lid .....	1	343, 345
-	112 805 163	Spring - Glove compartment lid (RHD) .....	1	344, 346
12	111 857 145 A	Rubber stop - Glove compartment lid .....	2	
13	311 857 131	Lock - Glove compartment lid ..... up to Chassis No. 348 500 000	1	
-	113 857 131	Lock with keys - Glove compartment lid ..... from Chassis No. 349 000 001 Profile SC, SU, SV	1	




Key No.	Part No.	Description	Quantity	Type and model
14	111 837 219 A	Key (specify key number) .....	2	
	8/61 - 7/68	S80 Profile A		
	8/61 - 7/68	S66 Profile K		
	8/68 -	S73 Profile SC		
	8/68 -	S74 Profile SU		
	8/68 -	S75 Profile SV		
15	311 857 133	Striker plate - Glove compartment lid .....	1	
		up to Chassis No. 348 500 000		
-	343 857 133	Striker plate - Glove compartment lid .....	1	
		from Chassis No. 349 000 001		
16	311 857 169	Speed nut - Striker plate .....	1	
17	N 13 967 1	Tapping screw, fillister head B 4.2×19 .....	2	
18	N 12 121 2	Shake-proof washer A 4.3 .....	2	
-	343 857 215	Cover plate - Loudspeaker aperture .....	1	
		(Knob brass-colored)		
		up to Chassis No. 346 042 883		
-	343 857 215 A	Cover plate - Loudspeaker aperture .....	1	
		(Knob silver-colored)		
		from Chassis No. 346 042 884 up to 346 500 000		
-	N 12 224 1	Spring washer B 4 .....	2	
-	N 11 004 2	Nut, hex. M 4 .....	2	
19	343 857 215 B	Cover plate - Loudspeaker aperture .....	1	
		(Knob silver-colored)		
		from Chassis No. 347 000 001		
20	N 14 123 3	Screw, fillister head AM 4×10 .....	1	
21	N 11 664 1	Washer 4.1 .....	1	
22	N 12 224 1	Spring washer B 4 .....	1	
23	341 957 375	Gasket - Cover plate .....	1	
-	343 857 231	Cover plate - Radio compartment .....	1	
		up to Chassis No. 346 500 000		
-	141 857 231 A	Cover plate - Radio compartment with plastic foil	1	
		(see Workshop Bulletin A-40)		
	8/66 -	099 wood grain		
		from Chassis No. 347 000 001		
-	343 857 241	Packing - Cover plate .....	1	
		up to Chassis No. 346 500 000		

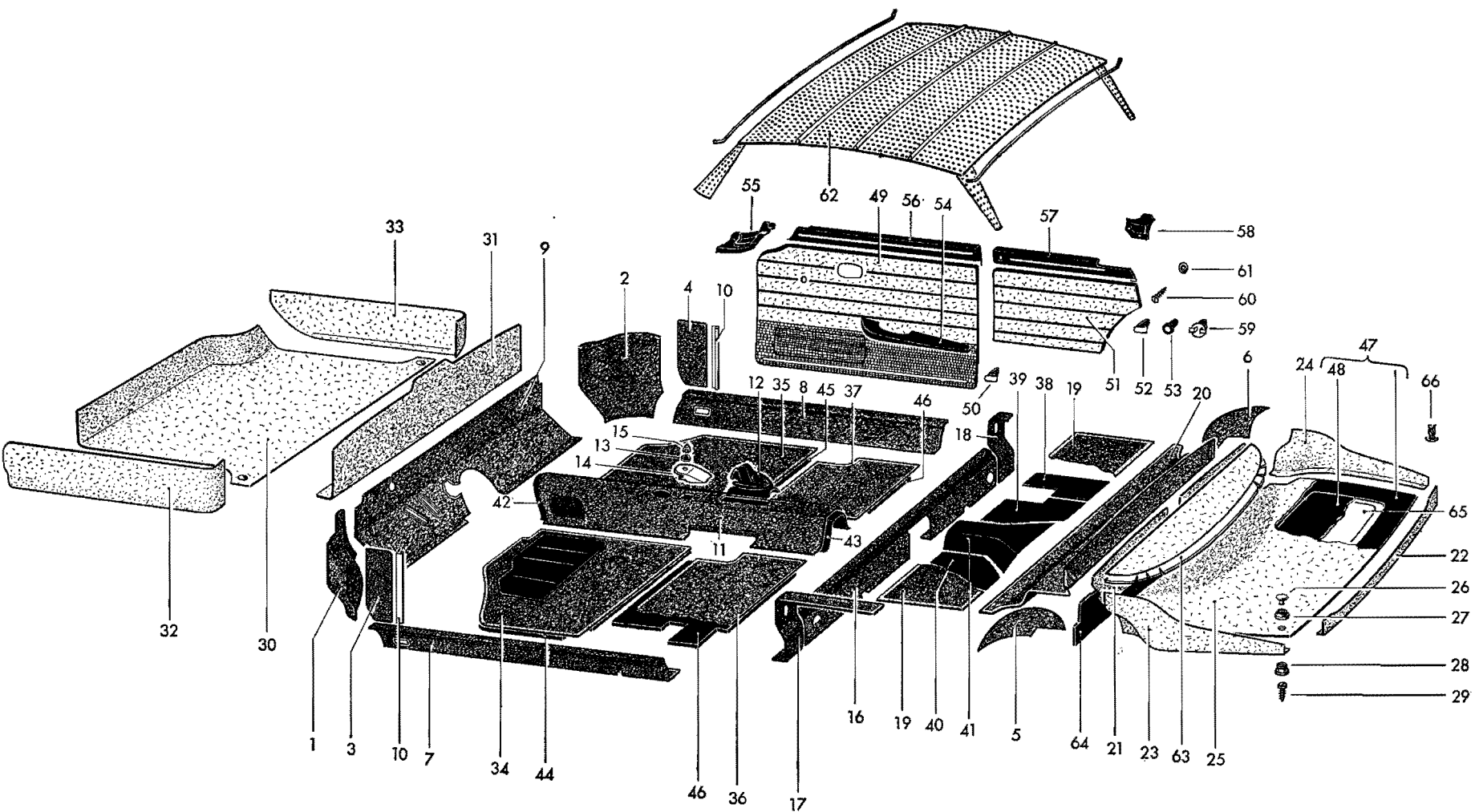
Key No.	Part No.	Description	Quantity	Type and model
-	N 12 081 1	Speed nut B 6 ..... up to Chassis No. 345 106 919	2	
24	343 857 301	Ashtray - Instrument panel .....	1	
25	N 11 367 2	Tapping screw, cheese head B 3.5×9.5 .....	4	
26	141 857 501	Rear view mirror, outer .....	1	343, 345
-	142 857 501	Rear view mirror, outer (RHD) .....	1	344, 346
-	141 857 502 A	Rear view mirror, outer, right, convex (LHD) ..... from Chassis No. 349 000 001	1	M 62, M 528: 343, 345
27	343 857 507	Rear view mirror, inner (anti-dazzle glass) .....	1	
-	343 857 507 B	Rear view mirror, inner (normal glass) .....	1	
-	343 857 507 C	Rear view mirror, inner, anti-dazzle .....	1	M 206
-	343 857 551	Sun vizor left ..... up to Chassis No. 483 592 9/61 - 7/64 395 ice-blue - 58, 62, 73, 77 9/61 - 7/64 466 silver beige - 57, 59, 60, 61, 75, 76, 78, 79	1	
28	343 857 551 A	Sun vizor left ..... from Chassis No. 345 000 001 8/64 - 581 cloud white	1	343, 345
-	344 857 551	Sun vizor left (RHD) ..... from Chassis No. 345 000 001 8/64 - 581 cloud white	1	344, 346
-	343 857 552	Sun vizor right ..... up to Chassis No. 483 592 9/61 - 7/64 395 ice blue - 58, 62, 73, 77 9/61 - 7/64 466 silver beige - 57, 59, 60, 61, 75, 76, 78, 79	1	
29	343 857 552 A	Sun vizor right ..... from Chassis No. 345 000 001 8/64 - 581 cloud white	1	343, 345
-	344 857 552	Sun vizor right (RHD) ..... from Chassis No. 345 000 001 8/64 - 581 cloud white	1	344, 346
30	N 14 094 2	Tapping screw, countersunk raised head B 4.2×16	4	

Key No.	Part No.	Description	Quantity	Type and model
-	343 857 561	Retainer – Sun vizor left .....	1	
	9/61 – 7/64	395 ice blue – 58, 62, 73, 77		
	9/61 – 7/64	466 silver beige – 57, 59, 60, 61, 75, 76, 78, 79		
	8/64 –	581 cloud white		
31	343 857 562	Retainer – Sun vizor right .....	1	
	9/61 – 7/64	395 ice blue – 58, 62, 73, 77		
	9/61 –	581 cloud white		
32	343 857 567	Screw – Rear view mirror and bracket .....	2	
33	143 857 635	Coat hook .....	2	
34	N 11 322 1	Tapping screw, countersunk head B 2.9×9.5 .....	4	
35	343 857 641	Grab handle – Front seat passenger .....	1	
	9/61 –	041 black		
	8/65 – 7/66	671 Teak – 51		
	8/65 – 7/66	651 pigalle – 79		
36	N 10 207 3	Bolt, hex. head M 5×12 .....	1	
37	N 13 962 1	Tapping screw, countersunk head B 3.9×16 .....	1	
38	343 857 687 A	Cover strip – Instrument panel .....	1	
	9/61 –	041 black		
-	343 857 691	Retaining strip, left – Instrument panel cover ... up to Chassis No. 348 500 000	1	
39	343 857 692	Retaining strip, right – Instrument panel cover ... up to Chassis No. 348 500 000	1	
40	N 11 322 1	Tapping screw, countersunk head B 2.9×9.5 .....	4	
		up to Chassis No. 348 500 000		
-	111 857 707	Spacer 11.5×30 – Tunnel fitting mounting .....	x	
-	111 857 755	Tunnel fitting – Safety belt .....	1	
-	111 857 757	Bolt, hex. head – Tunnel fitting mounting .....	2	
-	N 12 238 2	Spring washer B 16 .....	2	

Key No.	Part No.	Description	Quantity	Type and model
-	311 857 761	Adapter bush M 24×1.5 to 7/16" - . . . . .	x	
		Safety belt mounting		
-	111 857 779	Sealing ring 1.5 mm - Safety belt mounting . . . . .	4	M 259
		on floor plate		
		from Chassis No. 466 250 up to 346 500 000		
-	111 857 781	Washer - Tunnel fitting . . . . .	2	
41	411 857 781	Escutcheon - Safety belt mounting on frame . . . . .	2	
		from Chassis No. 466 250		
	6/64 -	043 grey-black		
-	311 857 781	Escutcheon - Safety belt mounting on frame . . . . .	2	
		up to Chassis No. 466 249		
	9/61 - 7/63	469 anthracite		
	8/63 - 5/64	043 grey-black		
42	111 857 785	Cover bush - Safety belt mounting . . . . .	6	
		from Chassis No. 466 250		
	6/64 - 7/65	469 anthracite		
	8/65 - 7/66	672 rust - 51		
	8/65 - 7/66	634 ultra blue - 54		
	8/65 - 7/66	652 scarlet - 79		
	8/65 - 7/66	662 almond beige - 81		
	8/65 - 7/66	046 lava - 50, 63, 78, 80		
	8/66 -	043 grey-black		
-	311 857 785	Cover bush - Safety belt mounting . . . . .	4	
		up to Chassis No. 466 249		
	9/61 - 7/63	469 anthracite		
	9/61 - 5/64	043 grey-black		
43	111 857 795	Escutcheon - Safety belt mounting in quarter . . . . .	2	
		panel		
		from Chassis No. 466 250		
	8/65 -	043 grey black		
-	311 857 795	Escutcheon - Safety belt mounting . . . . .	2	
		up to Chassis No. 466 249		
	9/61 - 5/64	043 grey-black		
-	113 857 797 A	Escutcheon - Safety belt mounting on floor plate	2	
		from Chassis No. 466 250		
	6/64 - 7/65	469 anthracite		
	8/65 - 7/66	672 rust - 51		
	8/65 - 7/66	634 ultra blue - 54		
	8/65 - 7/66	652 scarlet - 79		
	8/65 - 7/66	662 almond beige - 81		
	8/65 -	046 lava - 50, 63, 78, 80		



***Genuine VW Parts***  
***rigidly factory inspected***



Key No.	Part No.	Description	Quantity	Type and model
<b>FRONT PANEL LINING AND FLOOR COVERING</b>				
-	343 863 023	Lining - Front panel, left . . . . .	1	
		up to Chassis No. 346 500 000		
	9/61 - 7/62	042 shadow blue - 58, 77		
	9/61 - 7/62	380 turquoise - 62, 73		
	9/61 - 7/62	596 tin grey - 57, 59, 75, 76		
	8/62 - 7/64	046 lava		
	8/64 - 7/65	596 tin grey		
	8/65 - 7/66	672 rust - 51		
	8/65 - 7/66	634 ultra blue - 54		
	8/65 - 7/66	652 scarlet - 79		
	8/65 - 7/66	662 almond beige - 81		
	8/65 - 7/66	046 lava - 50, 63, 78, 80		
1	343 863 023 A	Lining - Front panel, left (loop quality) . . . . .	1	
		from Chassis No. 347 000 001		
	8/66 - 7/67	742 clematis - 67		
	8/66 - 7/68	192 lava 68 - 10, 42, 43, 66, 84, 91		
	8/66 - 7/68	193 dark brown 68 - 12, 31, 32, 68, 73, 74		
	8/68 -	192 lava 68 - 10, 31, 40, 47		
	8/68 -	193 dark brown 68 - 12, 32		
-	343 863 024	Lining - Front panel, right . . . . .	1	
		up to Chassis No. 346 500 000		
	9/61 - 7/62	042 shadow blue - 58, 77		
	9/61 - 7/62	380 turquoise - 62, 73		
	9/61 - 7/62	596 tin grey - 57, 59, 75, 76		
	8/62 - 7/64	046 lava		
	8/64 - 7/65	596 tin grey		
	8/65 - 7/66	672 rust - 51		
	8/65 - 7/66	634 ultra blue - 54		
	8/65 - 7/66	652 scarlet - 79		
	8/65 - 7/66	662 almond beige - 81		
	8/65 - 7/66	046 lava - 50, 63, 78, 80		
2	343 863 024 A	Lining - Front panel, right (loop quality) . . . . .	1	
		from Chassis No. 347 000 001		
	8/66 - 7/67	742 clematis - 67		
	8/66 - 7/68	192 lava 68 - 10, 42, 43, 66, 84, 91		
	8/66 - 7/68	193 dark brown 68 - 12, 31, 32, 68, 73, 74		
	8/68 -	192 lava 68 - 10, 31, 40, 47		
	8/68 -	193 dark brown 68 - 12, 32		
-	343 863 027	Hinge pillar lining, left . . . . .	1	
		up to Chassis No. 346 500 000		
	9/61 - 7/62	042 shadow blue - 58, 77		
	9/61 - 7/62	380 turquoise - 62, 73		
	9/61 - 7/62	596 tin grey - 57, 59, 75, 76		
	8/62 - 7/64	046 lava		
	8/64 - 7/65	596 tin grey		
	8/65 - 7/66	672 rust - 51		
	8/65 - 7/66	634 ultra blue - 54		
	8/65 - 7/66	652 scarlet - 79		
	8/65 - 7/66	662 almond beige - 81		
	8/65 - 7/66	046 lava - 50, 63, 78, 80		

Key No.	Part No.	Description	Quantity	Type and model
3	343 863 027 A	Hinge pillar lining, left (loop quality) . . . . .	1	
		from Chassis No. 347 000 001		
	8/66 - 7/67	742 clematis - 67		
	8/66 - 7/68	192 lava 68 - 10, 42, 43, 66, 84, 91		
	8/66 - 7/68	193 dark brown 68 - 12, 31, 32, 68, 73, 74		
	8/68 -	192 lava 68 - 10, 31, 40, 47		
	8/68 -	193 dark brown 68 - 12, 32		
-	343 863 028	Hinge pillar lining, right . . . . .	1	
		up to Chassis No. 346 500 000		
	9/61 - 7/62	042 shadow blue - 58, 77		
	9/61 - 7/62	380 turquoise - 62, 73		
	9/61 - 7/62	596 tin grey - 57, 59, 75, 76		
	8/62 - 7/64	046 lava		
	8/64 - 7/65	596 tin grey		
	8/65 - 7/66	672 rust - 51		
	8/65 - 7/66	634 ultra blue - 54		
	8/65 - 7/66	652 scarlet - 79		
	8/65 - 7/66	662 almond beige - 81		
	8/65 - 7/66	046 lava - 50, 63, 78, 80		
4	343 863 028 A	Hinge pillar lining, right (loop quality) . . . . .	1	
		from Chassis No. 347 000 001		
	8/66 - 7/67	742 clematis - 67		
	8/66 - 7/68	192 lava 68 - 10, 42, 43, 66, 84, 91		
	8/66 - 7/68	193 dark brown 68 - 12, 31, 32, 68, 73, 74		
	8/68 -	192 lava 68 - 10, 31, 40, 47		
	8/68 -	193 dark brown 68 - 12, 32		
-	343 863 065	Lining - Wheel housing, rear, left . . . . .	1	
		up to Chassis No. 346 500 000		
	9/61 - 7/62	042 shadow blue - 58, 77		
	9/61 - 7/62	380 turquoise - 62, 73		
	9/61 - 7/62	426 graphite - 57, 59, 75, 76		
	8/62 - 7/64	046 lava		
	8/64 - 7/65	596 tin grey		
	8/65 - 7/66	672 rust - 51		
	8/65 - 7/66	634 ultra blue - 54		
	8/65 - 7/66	652 scarlet - 79		
	8/65 - 7/66	662 almond beige - 81		
	8/65 - 7/66	046 lava - 50, 63, 78, 80		
5	343 863 065 A	Lining - Wheel housing, rear, left (loop quality) . .	1	
		from Chassis No. 347 000 001		
	8/66 - 7/67	742 clematis - 67		
	8/66 - 7/68	192 lava 68 - 10, 42, 43, 66, 84, 91		
	8/66 - 7/68	193 dark brown 68 - 12, 31, 32, 68, 73, 74		
	8/68 -	192 lava 68 - 10, 31, 40, 47		
	8/68 -	193 dark brown 68 - 12, 32		



Key No.	Part No.	Description	Quantity	Type and model
-	<b>343 863 066</b>	Lining – Wheel housing, rear, right .....	1	
		up to Chassis No. 346 500 000		
	9/61 - 7/62	042 shadow blue - 58, 77		
	9/61 - 7/62	380 turquoise - 62, 73		
	9/61 - 7/62	596 tin grey - 57, 59, 75, 76		
	8/62 - 7/64	046 lava		
	8/64 - 7/65	596 tin grey		
	8/65 - 7/66	672 rust - 51		
	8/65 - 7/66	634 ultra blue - 54		
	8/65 - 7/66	652 scarlet - 79		
	8/65 - 7/66	662 almond beige - 81		
	8/65 - 7/66	046 lava - 50, 63, 78, 80		
6	<b>343 863 066 A</b>	Lining – Wheel housing, rear, right (loop quality) .	1	
		from Chassis No. 347 000 001		
	8/66 - 7/67	742 clematis - 67		
	8/66 - 7/68	192 lava 68 - 10, 42, 43, 66, 84, 91		
	8/66 - 7/68	193 dark brown 68 - 12, 31, 32, 68, 73, 74		
	8/68 -	192 lava 68 - 10, 31, 40, 47		
	8/68 -	193 dark brown 68 - 12, 32		
-	<b>343 863 071</b>	Lining – Side member, left .....	1	
		up to Chassis No. 64 915		
	9/61 - 7/62	042 shadow blue - 58, 77		
	9/61 - 7/62	380 turquoise - 62, 73		
	9/61 - 7/62	596 tin grey - 57, 59, 75, 76		
-	<b>343 863 071 A</b>	Lining – Side member, left .....	1	
		from Chassis No. 64 916 up to 346 500 000		
	8/62 - 7/64	046 lava		
	8/64 - 7/65	596 tin grey		
	8/65 - 7/66	672 rust - 51		
	8/65 - 7/66	634 ultra blue - 54		
	8/65 - 7/66	652 scarlet - 79		
	8/65 - 7/66	662 almond beige - 81		
	8/65 - 7/66	046 lava - 50, 63, 78, 80		
-	<b>343 863 071 B</b>	Lining – Side member, left (loop quality) .....	1	
		from Chassis No. 347 000 001 up to 347 500 000		
	8/66 - 7/67	046 lava - 66, 84, 91		
	8/66 - 7/67	742 clematis - 67		
	8/66 - 7/67	772 dark brown - 68, 73, 74		
7	<b>343 863 071 C</b>	Lining – Side member, left (loop quality) .....	1	
		from Chassis No. 348 000 001		
	8/67 - 7/68	192 lava 68 - 10, 42, 43		
	8/67 - 7/68	193 dark brown 68 - 12, 31, 32		
	8/68 -	192 lava 68 - 10, 31, 40, 47		
	8/68 -	193 dark brown 68 - 12, 32		
-	<b>343 863 072</b>	Lining – Side member, right .....	1	
		up to Chassis No. 64 915		
	9/61 - 7/62	042 shadow blue - 58, 77		
	9/61 - 7/62	380 turquoise - 62, 73		
	9/61 - 7/62	596 tin grey - 57, 59, 75, 76		

Key No.	Part No.	Description	Quantity	Type and model
-	343 863 072 A	Lining – Side member, right ..... from Chassis No. 64 916 up to 346 500 000	1	
	8/62 - 7/64	046 lava		
	8/64 - 7/65	596 tin grey		
	8/65 - 7/66	672 rust - 51		
	8/65 - 7/66	634 ultra blue - 54		
	8/65 - 7/66	652 scarlet - 79		
	8/65 - 7/66	662 almond beige - 81		
	8/65 - 7/66	046 lava - 50, 63, 78, 80		
8	343 863 072 B	Lining – Side member, right (loop quality) ..... from Chassis No. 347 000 001 up to 347 500 000	1	
	8/66 - 7/67	046 lava - 66, 84, 91		
	8/66 - 7/67	742 clematis - 67		
-	343 863 072 C	Lining – Side member, right (loop quality) ..... from Chassis No. 348 000 001	1	
	8/66 - 7/67	192 lava 68 - 10, 31, 40, 47		
	8/67 - 7/68	192 lava 68 - 10, 42, 43		
	8/67 - 7/68	193 dark brown 68 - 12, 31, 32		
	8/68 -	193 dark brown 68 - 68, 73, 74		
	8/68 -	193 dark brown 68 - 12, 32		
-	343 863 107	Lining – Front panel, center ..... up to Chassis No. 483 592	1	343, 345
	9/61 - 7/62	042 shadow blue - 58, 77		
	9/61 - 7/62	380 turquoise - 62, 73		
	9/61 - 7/62	596 tin grey - 57, 59, 75, 76		
	8/62 - 7/64	046 lava		
-	343 863 107 B	Lining – Front panel, center ..... from Chassis No. 345 000 001 up to 346 500 000	1	343, 345
	8/64 - 7/65	596 tin grey		
	8/65 - 7/66	672 rust - 51		
	8/65 - 7/66	634 ultra blue - 54		
	8/65 - 7/66	652 scarlet - 79		
	8/65 - 7/66	662 almond beige - 81		
	8/65 - 7/66	046 lava - 50, 63, 78, 80		
-	343 863 107 C	Lining – Front panel, center (loop quality) ..... from Chassis No. 347 000 001 up to 347 500 000	1	343, 345
	8/66 - 7/67	742 clematis - 67		
	8/66 - 7/67	192 lava 68 - 66, 84, 91		
	8/66 - 7/67	193 dark brown 68 - 68, 73, 74		
9	343 863 107 D	Lining – Front panel, center (loop quality) ..... from Chassis No. 348 000 001	1	343, 345
	8/67 - 7/68	192 lava 68 - 10, 42, 43		
	8/67 - 7/68	193 dark brown 68 - 12, 31, 32		
	8/68 -	192 lava 68 - 10, 31, 40, 47		
	8/68 -	193 dark brown 68 - 12, 32		

Key No.	Part No.	Description	Quantity	Type and model
-	343 863 107 E	Lining – Front panel, center (loop quality) . . . . . from Chassis No. 348 015 226	1	M 249: 343, 345
	8/67 - 7/68	192 lava 68 - 10, 42, 43		
	8/67 - 7/68	193 dark brown 68 - 12, 31, 32		
	8/68 -	192 lava 68 - 10, 31, 40, 47		
	8/68 -	193 dark brown 68 - 12, 32		
-	344 863 107	Lining – Front panel, center (RHD) . . . . . up to Chassis No. 483 592	1	344, 346
	1/64 - 7/64	401 black-grey		
-	344 863 107 B	Lining – Front panel, center RHD . . . . . from Chassis No. 345 000 001 up to 346 500 000	1	344, 346
	8/64 - 7/65	596 lin grey		
	8/65 - 7/66	672 rust - 51		
	8/65 - 7/66	634 ultra blue - 54		
	8/65 - 7/66	652 scarlet - 79		
	8/65 - 7/66	662 almond beige - 81		
	8/65 - 7/66	046 lava - 50, 63, 78, 80		
-	344 863 107 C	Lining – Front panel, center (RHD) (loop quality) . from Chassis No. 347 000 001 up to 347 500 000	1	344, 346
	8/66 - 7/67	742 clematis - 67		
	8/66 - 7/67	192 lava 68 - 66, 84, 91		
	8/66 - 7/67	193 dark brown 68 - 68, 73, 74		
-	344 863 107 D	Lining – Front panel, center (RHD) (loop quality) from Chassis No. 348 000 001	1	344, 346
	8/67 - 7/68	192 lava 68 - 10, 42, 43		
	8/67 - 7/68	193 dark brown 68 - 12, 31, 32		
	8/68 -	192 lava 68 - 10, 31, 40, 47		
	8/68 -	193 dark brown 68 - 12, 32		
-	344 863 107 E	Lining – Front panel, center (RHD) (loop quality) from Chassis No. 348 015 226	1	M 249: 344, 346
	8/67 - 7/68	192 lava 68 - 10, 42, 43		
	8/67 - 7/68	193 dark brown 68 - 12, 31, 32		
	8/68 -	192 lava 68 - 10, 31, 40, 47		
	8/68 -	193 dark brown 68 - 12, 32		
-	141 863 137	Fixing strip – Hinge pillar lining . . . . . up to Chassis No. 346 500 000	2	
10	141 863 137 A	Fixing strip, left – Hinge pillar lining . . . . . from Chassis No. 347 000 001	1	
-	141 863 138	Fixing strip, right – Hinge pillar lining . . . . . from Chassis No. 347 000 001	1	

Key No.	Part No.	Description	Quantity	Type and model
-	N 11 365 1	Tapping screw, cheese head B 2.9×9.5 DIN 7971	8	
-	343 863 311	Lining – Frame tunnel ..... up to Chassis No. 64 915	1	343, 345
	9/61 - 7/62	042 shadow blue - 58, 62, 73, 77		
	9/61 - 7/62	596 tin grey - 57, 59, 75, 76		
-	343 863 311 A	Lining – Frame tunnel ..... from Chassis No. 64 916 up to 221 974	1	343, 345
	8/62 - 7/63	046 lava		
-	343 863 311 B	Lining – Frame tunnel ..... from Chassis No. 221 975 up to 466 249	1	
	8/63 - 5/64	046 lava		
-	343 863 311 C	Lining – Frame tunnel ..... from Chassis No. 466 250 up to 346 500 000	1	
	6/64 - 7/65	596 tin grey		
	8/65 - 7/66	672 rust - 51		
	8/65 - 7/66	634 ultra blue - 54		
	8/65 - 7/66	652 scarlet - 79		
	8/65 - 7/66	662 almond beige - 81		
	8/65 - 7/66	046 lava - 50, 63, 78, 80		
11	343 863 311 D	Lining – Frame tunnel (loop quality) ..... from Chassis No. 347 000 001	1	
	8/66 - 7/67	742 clematis - 67		
	8/66 - 7/68	192 lava 68 - 10, 42, 43, 66, 84, 91		
	8/66 - 7/68	193 dark brown 68 - 12, 31, 32, 68, 73, 74		
	8/68 -	192 lava 68 - 10, 31, 40, 47		
	8/68 -	193 dark brown 68 - 12, 32		
-	343 863 311 E	Lining – Frame tunnel (loop quality) ..... from Chassis No. 348 015 226	1	M 249
	8/67 - 7/68	192 lava 68 - 10, 42, 43		
	8/67 - 7/68	193 dark brown 68 - 12, 31, 32		
	8/68 -	192 lava 68 - 10, 31, 40, 47		
	8/68 -	193 dark brown 68 - 12, 32		
12	111 863 339 A	Rubber boot – Hand brake lever ..... from Chassis No. 347 000 001 up to 347 500 000	1	
	8/66 - 7/67	043 grey-black		
-	311 711 461	Rubber boot – Hand brake lever ..... from Chassis No. 348 000 001	1	
	8/67 -	043 grey-black		
-	311 863 341 A	Rubber boot – Hand brake lever ..... up to Chassis No. 346 500 000	1	
	9/61 - 7/62	290 satin blue - 58, 77		
	9/61 - 7/62	444 malachite green - 62, 73		
	9/61 - 7/62	469 anthracite - 57, 59, 75, 76		
	8/64 - 7/65	469 anthracite		
	8/65 - 7/66	043 grey-black		

Key No.	Part No.	Description	Quantity	Type and model
-	113 863 345 A 9/61 - 2/65	Retaining ring - Rubber boot ..... up to Chassis No. 345 126 049 043 grey-black	1	
13	311 863 347 8/63 - 7/66	Washer - Cap nut ..... from Chassis No. 221 975 up to 346 500 000 046 lava	1	
-	311 863 351 9/61 - 7/62 9/61 - 7/63	Boot - Heater control ..... up to Chassis No. 221 974 426 graphite - 57, 59, 75, 76 043 grey-black	1	
14	311 863 353 8/63 - 7/66	Cover - Heater control ..... from Chassis No. 221 975 up to 346 500 000 046 lava	1	
15	311 863 357 A 8/63 - 7/66	Cap nut - Cover ..... from Chassis No. 221 975 up to 346 500 000 046 lava	1	
-	343 863 381 9/61 - 7/62 9/61 - 7/62 9/61 - 7/62	Lining - Kick plate ..... up to Chassis No. 64 915 042 shadow blue - 58, 77 380 turquoise - 62, 73 596 tin grey - 57, 59, 75, 76	1	
-	343 863 381 A 8/62 - 10/62	Lining - Kick plate ..... from Chassis No. 64 916 up to 106 699 401 black-grey	1	
-	343 863 381 B 11/62 - 7/63	Lining - Kick plate ..... from Chassis No. 106 700 up to 221 974 046 lava	1	
-	343 863 381 C 8/63 - 7/64 8/64 - 7/65 8/65 - 7/66 8/65 - 7/66 8/65 - 7/66 8/65 - 7/66 8/65 - 7/66	Lining - Kick plate ..... from Chassis No. 221 975 up to 346 500 000 046 lava 596 tin grey 672 rust - 51 634 ultra blue - 54 652 scarlet - 79 662 almond beige - 81 046 lava - 50, 63, 78, 80	1	

Key No.	Part No.	Description	Quantity	Type and model
16	343 863 381 D	Lining – Kick plate (loop quality) . . . . . from Chassis No. 347 000 001	1	
	8/66 – 7/67	742 clematis - 67		
	8/66 – 7/68	192 lava 68 - 10, 42, 43, 66, 84, 91		
	8/66 – 7/68	193 dark brown 68 - 12, 31, 32, 68, 73, 74		
	8/68 –	192 lava 68 - 10, 31, 40, 47		
	8/68 –	193 dark brown 68 - 12, 32		
-	343 863 391	Lining – Support, left, emergency seat . . . . . up to Chassis No. 64 915	1	
	9/61 – 7/62	042 shadow blue - 58, 77		
	9/61 – 7/62	380 turquoise - 62, 73		
	9/61 – 7/62	596 tin grey - 57, 59, 75, 76		
-	343 863 391 A	Lining – Support, left, emergency seat . . . . . from Chassis No. 64 916 up to 106 699	1	
	8/62 – 10/62	046 lava		
-	343 863 391 B	Lining – Support, left, emergency seat . . . . . from Chassis No. 106 700 up to 346 500 000	1	
	11/62 – 7/64	046 lava		
	8/64 – 7/65	596 tin grey		
	8/65 – 7/66	672 rust - 51		
	8/65 – 7/66	634 ultra blue - 54		
	8/65 – 7/66	652 scarlet - 79		
	8/65 – 7/66	662 almond beige - 81		
	8/65 – 7/66	046 lava - 50, 63, 78, 80		
17	343 863 391 C	Lining – Support, left, emergency seat . . . . . (loop quality) from Chassis No. 347 000 001	1	
	8/66 – 7/67	742 clematis - 67		
	8/66 – 7/68	192 lava 68 - 10, 42, 43, 66, 84, 91		
	8/66 – 7/68	193 dark brown 68 - 12, 31, 32, 68, 73, 74		
	8/68 –	192 lava 68 - 10, 31, 40, 47		
	8/68 –	193 dark brown 68 - 12, 32		
-	343 863 392	Lining – Support, right, emergency seat . . . . . up to Chassis No. 64 915	1	
	9/61 – 7/62	042 shadow blue - 58, 77		
	9/61 – 7/62	380 turquoise - 62, 73		
	9/61 – 7/62	596 tin grey - 57, 59, 75, 76		
-	343 863 392 A	Lining – Support, right, emergency seat . . . . . from Chassis No. 64 916 up to 106 699	1	
	8/62 – 10/62	046 lava		

Key No.	Part No.	Description	Quantity	Type and model
-	343 863 392 B	Lining – Support, right, emergency seat . . . . .	1	
		from Chassis No. 106 700 up to 346 500 000		
	11/62 – 7/64	046 lava		
	8/64 – 7/65	596 tin grey		
	8/65 – 7/66	672 rust - 51		
	8/65 – 7/66	634 ultra blue - 54		
	8/65 – 7/66	652 scarlet - 79		
	8/65 – 7/66	662 almond beige - 81		
	8/65 – 7/66	046 lava - 50, 63, 78, 80		
18	343 863 392 C	Lining – Support, right, emergency seat . . . . .	1	
		(loop quality)		
		from Chassis No. 347 000 001		
	8/66 – 7/67	742 clematis - 67		
	8/66 – 7/68	192 lava 68 - 10, 42, 43, 66, 84, 91		
	8/66 – 7/68	193 dark brown 68 - 12, 31, 32, 68, 73, 74		
	8/68 –	192 lava 68 - 10, 31, 40, 47		
	8/68 –	193 dark brown 68 - 12, 32		
-	343 863 395	Lining – Back, emergency seat . . . . .	1	
		up to Chassis No. 346 500 000		
	9/61 – 7/62	042 shadow blue - 58, 77		
	9/61 – 7/62	380 turquoise - 62, 73		
	9/61 – 7/62	426 graphite - 57, 59, 75, 76		
	8/62 – 7/64	046 lava		
	8/64 – 7/65	596 tin grey		
	8/65 – 7/66	672 rust - 51		
	8/65 – 7/66	634 ultra blue - 54		
	8/65 – 7/66	652 scarlet - 79		
	8/65 – 7/66	662 almond beige - 81		
	8/65 – 7/66	046 lava - 50, 63, 78, 80		
19	343 863 395 A	Lining – Back, emergency seat (loop quality) . . . .	1	
		from Chassis No. 347 000 001		
	8/66 – 7/67	742 clematis - 67		
	8/66 – 7/68	192 lava 68 - 10, 42, 43, 66, 84, 91		
	8/66 – 7/68	193 dark brown 68 - 12, 31, 32, 68, 73, 74		
	8/68 –	192 lava 68 - 10, 31, 40, 47		
	8/68 –	193 dark brown 68 - 12, 32		
-	343 863 405	Lining – Luggage compartment, inner . . . . .	1	
		up to Chassis No. 346 500 000		
	9/61 – 7/62	042 shadow blue - 58, 77		
	9/61 – 7/62	380 turquoise - 62, 73		
	9/61 – 7/62	596 tin grey - 57, 59, 75, 76		
	8/62 – 7/64	046 lava		
	8/64 – 7/65	596 tin grey		
	8/65 – 7/66	672 rust - 51		
	8/65 – 7/66	634 ultra blue - 54		
	8/65 – 7/66	652 scarlet - 79		
	8/65 – 7/66	662 almond beige - 81		
	8/65 – 7/66	046 lava - 50, 63, 78, 80		

Key No.	Part No.	Description	Quantity	Type and model
20	343 863 405 A	Lining – Luggage compartment, inner ..... (loop quality) from Chassis No. 347 000 001	1	
	8/66 – 7/67	742 clematis – 67		
	8/66 – 7/68	192 lava 68 – 10, 42, 43, 66, 84, 91		
	8/66 – 7/68	193 dark brown 68 – 12, 31, 32, 68, 73, 74		
	8/68 –	192 lava 68 – 10, 31, 40, 47		
	8/68 –	193 dark brown 68 – 12, 32		
21	343 863 457	Lining, front – Luggage compartment, rear ..... 1		
22	343 863 459	Lining, rear – Luggage compartment, rear ..... 1		
23	343 863 461	Lining, left – Luggage compartment, rear ..... 1		
24	343 863 462	Lining, right – Luggage compartment, rear ..... 1		
25	343 863 463	Mat – Luggage compartment, rear ..... 1		
26	141 871 439 B	Cap – Press stud – Luggage compartment mat ... 4		
27	141 871 440 B	Press stud – Upper part – Luggage compartment .. mat 4		
28	311 863 481	Press stud – Lower part – Luggage compartment mat 4		
29	N 13 958 3	Tapping screw, fillister head, B 3,5×13 DIN 7981 galvanized 4		
30	343 863 505	Lining – Center, luggage compartment, front .... 1		
-	141 871 439 B	Cap – Press stud – Lining, center ..... 2		
-	141 871 440 B	Press stud – Upper part – Lining, center ..... 2		
-	311 863 481	Press stud – Lower part – Lining, center ..... 2		
-	N 13 958 3	Tapping screw, fillister head, B 3,5×13 DIN 7981 galvanized 2		



Key No.	Part No.	Description	Quantity	Type and model
31	343 863 507	Cover – Instrument panel – Luggage compartment, front	1	
32	343 863 509	Fiber board, left – Luggage compartment, front	1	
33	343 863 510	Fiber board, right – Luggage compartment, front	1	
-	343 863 511	Lining – Reservoir from Chassis No. 348 000 001	1	
-	343 863 711	Mat – Floor, front, left (rubber) up to Chassis No. 64 915 380 turquoise - 62, 73 426 graphite - 57, 59, 75, 76 042 shadow blue - 58, 77	1	343, 345
-	343 863 711 A	Mat – Floor, front, left (rubber) from Chassis No. 64 916 up to 345 220 883 043 grey-black 469 anthracite	1	343, 345
-	343 863 711 B	Mat – Floor, front, left (haircord quality) from Chassis No. 346 000 001 up to 346 500 000 672 rust - 51 634 ultra blue - 54 652 scarlet - 79 662 almond beige - 81 046 lava - 50, 63, 78, 80	1	343, 345
34	343 863 711 C	Mat – Floor, front, left (loop quality) from Chassis No. 347 000 001 742 clematis - 67 192 lava 68 - 10, 42, 43, 66, 84, 91 193 dark brown 68 - 12, 31, 32, 68, 73, 74 192 lava 68 - 10, 31, 40, 47 193 dark brown 68 - 12, 32	1	343, 345
-	344 863 711	Mat – Floor, front, left (RHD) (rubber) up to Chassis No. 345 220 883 043 grey-black 469 anthracite	1	344, 346
-	344 863 711 A	Mat – Floor, front, left (RHD) (haircord quality) from Chassis No. 346 000 001 up to 346 500 000 672 rust - 51 634 ultra blue - 54 652 scarlet - 79 662 almond beige - 81 046 lava - 50, 63, 78, 80	1	344, 346

Key No.	Part No.	Description	Quantity	Type and model
-	344 863 711 B	Mat – Floor, front, left (RHD) (loop quality) . . . . . from Chassis No. 347 000 001	1	344, 346
	8/66 - 7/67	742 clematis - 67		
	8/66 - 7/68	192 lava 68 - 10, 42, 43, 66, 84, 91		
	8/66 - 7/68	193 dark brown 68 - 12, 31, 32, 68, 73, 74		
	8/68 -	192 lava 68 - 10, 31, 40, 47		
	8/68 -	193 dark brown 68 - 12, 32		
-	343 863 712	Mat – Floor, front, right (rubber) . . . . . up to Chassis No. 64 915	1	343, 345
	9/61 - 7/62	426 graphite - 57, 59, 75, 76		
	9/61 - 7/62	042 shadow blue - 58, 62, 73, 77		
-	343 863 712 A	Mat – Floor, front, right (rubber) . . . . . from Chassis No. 64 916 up to 345 220 883	1	343, 345
	8/62 - 7/64	043 grey-black		
	8/64 - 7/65	469 anthracite		
-	343 863 712 B	Mat – Floor, front, right (haircord quality) . . . . . from Chassis No. 346 000 001 bis 346 500 000	1	343, 345
	8/65 - 7/66	672 rust - 51		
	8/65 - 7/66	634 ultra blue - 54		
	8/65 - 7/66	652 scarlet - 79		
	8/65 - 7/66	662 almond beige - 81		
	8/65 - 7/66	046 lava - 50, 63, 78, 80		
35	343 863 712 C	Mat – Floor, front, right (loop quality) . . . . . from Chassis No. 347 000 001	1	343, 345
	8/66 - 7/67	742 clematis - 67		
	8/66 - 7/68	192 lava 68 - 10, 42, 43, 66, 84, 91		
	8/66 - 7/68	193 dark brown 68 - 12, 31, 32, 68, 73, 74		
	8/68 -	192 lava 68 - 10, 31, 40, 47		
	8/68 -	193 dark brown 68 - 12, 32		
-	344 863 712	Mat – Floor, front, right (RHD) (rubber) . . . . . up to Chassis No. 345 220 883	1	344, 346
	8/63 - 7/64	043 grey-black		
	8/64 - 7/65	469 anthracite		
-	344 863 712 A	Mat – Floor, front, right (RHD) (haircord quality) . . . . . from Chassis No. 346 000 001 bis 346 500 000	1	344, 346
	8/65 - 7/66	672 rust - 51		
	8/65 - 7/66	634 ultra blue - 54		
	8/65 - 7/66	652 scarlet - 79		
	8/65 - 7/66	662 almond beige - 81		
	8/65 - 7/66	046 lava - 50, 63, 78, 80		
-	344 863 712 B	Mat – Floor, front, right (RHD) (loop quality) . . . . . from Chassis No. 347 000 001	1	344, 346
	8/66 - 7/67	742 clematis - 67		
	8/66 - 7/68	192 lava 68 - 10, 42, 43, 66, 84, 91		
	8/66 - 7/68	193 dark brown 68 - 12, 31, 32, 68, 73, 74		
	8/68 -	192 lava 68 - 10, 31, 40, 47		
	8/68 -	193 dark brown 68 - 12, 32		

Key No.	Part No.	Description	Quantity	Type and model
-	343 863 731	Mat – Floor, rear left (rubber) . . . . . up to Chassis No. 64 915	1	
	9/61 - 7/62	380 turquoise - 62, 73		
	9/61 - 7/62	426 graphite - 57, 59, 75, 76		
	9/61 - 7/62	042 shadow blue - 58, 77		
-	343 863 731 A	Mat – Floor, rear left (rubber) . . . . . from Chassis No. 64 916 up to 345 220 883	1	
	8/62 - 7/64	043 grey-black		
	8/64 - 7/65	469 anthracite		
-	343 863 731 B	Mat – Floor, rear left (haircord quality) . . . . . from Chassis No. 346 000 001 bis 346 500 000	1	
	8/65 - 7/66	672 rust - 51		
	8/65 - 7/66	634 ultra blue - 54		
	8/65 - 7/66	652 scarlet - 79		
	8/65 - 7/66	662 almond beige - 81		
	8/65 - 7/66	046 lava - 50, 63, 78, 80		
36	343 863 731 C	Mat – Floor, rear left (loop quality) . . . . . from Chassis No. 347 000 001	1	
	8/66 - 7/67	742 clematis - 67		
	8/66 - 7/68	192 lava 68 - 10, 42, 43, 66, 84, 91		
	8/66 - 7/68	193 dark brown 68 - 12, 31, 32, 68, 73, 74		
	8/68 -	192 lava 68 - 10, 31, 40, 47		
	8/68 -	193 dark brown 68 - 12, 32		
-	343 863 732	Mat – Floor, rear right (rubber) . . . . . up to Chassis No. 64 915	1	
	9/61 - 7/62	380 turquoise - 62, 73		
	9/61 - 7/62	426 graphite - 57, 59, 75, 76		
	9/61 - 7/62	042 shadow blue - 58, 77		
-	343 863 732 A	Mat – Floor, rear right (rubber) . . . . . from Chassis No. 64 916 up to 345 220 883	1	
	8/62 - 7/64	043 grey-black		
	8/64 - 7/65	469 anthracite		
-	343 863 732 B	Mat – Floor, rear right (haircord quality) . . . . . from Chassis No. 346 000 001 up to 346 500 000	1	
	8/65 - 7/66	672 rust - 51		
	8/65 - 7/66	634 ultra blue - 54		
	8/65 - 7/66	652 scarlet - 79		
	8/65 - 7/66	662 almond beige - 81		
	8/65 - 7/66	046 lava - 50, 63, 78, 80		
37	343 863 732 C	Mat – Floor, rear right (loop quality) . . . . . from Chassis No. 347 000 001	1	
	8/66 - 7/67	742 clematis - 67		
	8/66 - 7/68	192 lava 68 - 10, 42, 43, 66, 84, 91		
	8/66 - 7/68	193 dark brown 68 - 12, 31, 32, 68, 73, 74		
	8/68 -	192 lava 68 - 10, 31, 40, 47		
	8/68 -	193 dark brown 68 - 12, 32		



Key No.	Part No.	Description	Quantity	Type and model
38	311 863 853	Sound absorber rear, outer – Floor plate, right ..	1	
39	311 863 854	Sound absorber rear, inner – Floor plate, right ..	1	
40	311 863 857	Sound absorber, rear – Floor plate, left .....	1	
41	311 863 861 C	Sound absorber, rear – Frame tunnel .....	1	
42	311 863 871 D	Sound absorber, front – Frame tunnel .....	1	
43	311 863 873	Sound absorber, center – Frame tunnel .....	1	
44	343 863 887	Sound absorber, front – Floor plate, left .....	1	
45	343 863 888	Sound absorber, front – Floor plate, right .....	1	
46	343 863 889	Sound absorber, middle – Floor plate .....	2	
47	343 863 893	Sound absorber – Rear luggage compartment floor and engine compartment lid	1	
48	311 863 895 A	Sound absorber – Engine compartment lid .....	1	

Key No.	Part No.	Description	Quantity	Type and model
---------	----------	-------------	----------	----------------

INTERIOR TRIM

- 343 867 011 Trim panel - Door, left ..... 1  
up to Chassis No. 346 500 000

Cloth:

9/61 - 7/62	877	ice blue 60/cerulean blue - 58
9/61 - 7/62	878	ice blue 60/turquoise 61 - 62
8/62 - 7/63	881	ice blue/cerulean blue - 62
8/62 - 7/63	882	ice blue/turquoise 62 - 58
8/62 - 7/63	883	light beige/beige - 59
8/62 - 7/63	884	black 62/manila - 60

Plastic material:

9/61 - 7/62	830	silver beige/true red - 75
9/61 - 7/62	836	ice blue 60/sea blue - 77
9/61 - 7/62	837	ice blue 60/turquoise - 73
8/62 - 7/63	483	black 62 - 79
8/62 - 7/63	830	silver beige/true red - 76
8/62 - 7/63	857	ice blue/sea blue - 77a
8/62 - 7/63	829	ice blue/turquoise - 77
8/62 - 7/63	810	light beige/brown-beige - 78
8/63 - 7/64	830	silver beige/true red - 61, 76
8/63 - 7/64	857	ice blue/sea blue - 62, 77a
8/63 - 7/64	829	ice blue/turquoise - 77, 58
8/63 - 7/64	810	light beige/brown-beige - 59, 78
8/63 - 7/64	483	black 62 - 60, 79
8/64 - 7/65	385	parchment grey - 65, 88
8/64 - 7/65	661	sienna beige - 66, 89
8/64 - 7/65	387	nuf brown - 67, 90
8/64 - 7/65	400	brick red - 61, 91
8/64 - 7/65	034	marine blue - 69, 92
8/64 - 7/66	172	black 68 - 63, 68, 80, 93
8/65 - 7/66	697	platinum - 50, 78
8/65 - 7/66	671	Teak - 51
8/65 - 7/66	637	azure - 54
8/65 - 7/66	651	pigalle - 79
8/65 - 7/66	667	Balearic beige - 81

- 343 867 011 A Trim panel - Door, left ..... 1  
from Chassis No. 347 000 001

8/66 - 7/67	172	black 68 - 66, 84
8/66 - 7/67	138	water blue 66 - 67
8/66 - 7/67	163	light sand 66 - 73
8/66 - 7/67	752	Indian red - 91
8/66 - 7/67	762	khaki brown - 68, 74
8/67 - 7/68	173	Indian red 68 - 42
8/67 -	064	khaki brown 68 - 12, 32
8/67 -	172	black 68 - 10, 40, 43
8/67 -	176	light sand 68 - 31
8/68 -	719	gala red 69 - 47

Key No.	Part No.	Description	Quantity	Type and model
-	343 867 012	Trim panel - Door, right ..... up to Chassis No. 346 500 000	1	
		Cloth:		
	9/61 - 7/63	879 silver beige/brick red 62 - 57, 61		
	9/61 - 7/63	881 ice blue/cerulean blue - 58, 62		
		Plastic material:		
	9/61 - 7/62	856 silver beige/derby grey 62 - 76		
	9/61 - 7/62	830 silver beige/true red - 75		
	9/61 - 7/62	836 ice blue 60/sea blue - 77		
	9/61 - 7/62	837 ice blue 60/turquoise - 73		
	8/62 - 7/63	483 black 62 - 79		
	8/62 - 7/63	830 silver beige/true red - 76		
	8/62 - 7/63	856 silver beige/derby grey 62 - 75		
	8/62 - 7/63	857 ice blue/sea blue - 77a		
	8/62 - 7/63	829 ice blue/turquoise - 77		
	8/62 - 7/63	810 light beige/brown-beige - 78		
	8/62 - 7/64	842 ice blue/amazon - 77b		
	8/63 - 7/64	830 silver beige/true red - 61, 76		
	8/63 - 7/64	856 silver beige/Derby grey 62 - 57, 75		
	8/63 - 7/64	857 ice blue/sea blue - 62, 77a		
	8/63 - 7/64	829 ice blue/turquoise - 77, 58		
	8/63 - 7/64	810 light beige/brown-beige - 59, 78		
	8/63 - 7/64	483 black 62 - 60, 79		
	8/64 - 7/65	385 parchment grey - 65, 88		
	8/64 - 7/65	661 sienna beige - 66, 89		
	8/64 - 7/65	387 nut brown - 67, 90		
	8/64 - 7/65	400 brick red - 61, 91		
	8/64 - 7/65	034 marine blue - 69, 92		
	8/64 - 7/65	041 black - 68, 93		
	8/65 - 7/66	697 platinum - 50, 78		
	8/65 - 7/66	671 Teak - 51		
	8/65 - 7/66	637 azure - 54		
	8/65 - 7/66	651 pigalle - 79		
	8/65 - 7/66	667 Balearic beige - 81		
	8/65 - 7/66	041 black - 63, 80		
49	343 867 012 A	Trim panel - Door, right ..... from Chassis No. 347 000 001	1	
	8/66 - 7/67	172 black - 66, 84		
	8/66 - 7/67	138 water blue 66 - 67		
	8/66 - 7/67	163 light sand 66 - 73		
	8/66 - 7/67	752 Indian red - 91		
	8/66 - 7/67	762 khaki brown - 68, 74		
	8/67 - 7/68	173 Indian red 68 - 42		
	8/67 -	064 khaki brown 68 - 12, 32		
	8/67 -	172 black 68 - 10, 40, 43		
	8/67 -	176 light sand 68 - 31		
	8/68 -	719 gala red 69 - 47		



Key No.	Part No.	Description	Quantity	Type and model
50	N 14 376 1	Clip B 2.6 .....	38	
-	343 867 035	Trim panel - Quarter panel, left .....	1	
		up to Chassis No. 346 500 000		
	9/61 - 7/62	466 silver beige - 57, 59, 75, 76		
	8/62 - 7/64	466 silver beige - 57, 61, 75, 76		
	8/62 - 7/64	041 black - 60, 79		
	8/64 - 7/65	385 parchment grey - 65, 88		
	8/64 - 7/65	661 sienna beige - 66, 89		
	8/64 - 7/65	387 nut brown - 67, 90		
	8/64 - 7/65	400 brick red - 61, 91		
	8/64 - 7/65	034 marine blue - 69, 92		
	8/64 - 7/65	484 black 64 - 68, 93		
	8/65 - 7/66	697 platinum - 50, 78		
	8/65 - 7/66	671 Teak - 51		
	8/65 - 7/66	637 azure - 54		
	8/65 - 7/66	651 pigalle - 79		
	8/65 - 7/66	667 Balearic beige - 81		
	8/65 - 7/66	041 black - 63, 80		
-	343 867 035 A	Trim panel - Quarter panel, left .....	1	
		from Chassis No. 347 000 001		
	8/66 - 7/67	041 black - 66, 84		
	8/66 - 7/67	138 water blue 66 - 67		
	8/66 - 7/67	176 light sand 68 - 73		
	8/66 - 7/67	752 Indian red - 91		
	8/66 - 7/67	762 khaki brown - 68, 74		
	8/67 - 7/68	173 Indian red 68 - 42		
	8/67 -	064 khaki brown 68 - 12, 32		
	8/67 -	172 black 68 - 10, 40, 43		
	8/67 -	176 light sand 68 - 31		
	8/68 -	719 gala red 69 - 47		
-	343 867 036	Trim panel - Quarter panel, right .....	1	
		up to Chassis No. 346 500 000		
	9/61 - 7/62	466 silver beige - 57, 59, 75, 76		
	8/62 - 7/64	466 silver beige - 57, 61, 75, 76		
	9/61 - 7/64	395 ice blue - 58, 62, 73, 77		
	8/62 - 7/64	075 light beige - 59, 78		
	8/62 - 7/66	172 black 68 - 60, 63, 79, 80		
	8/64 - 7/65	385 parchment grey - 65, 88		
	8/64 - 7/65	661 sienna beige - 66, 89		
	8/64 - 7/65	387 nut brown - 67, 90		
	8/64 - 7/65	400 brick red - 61, 91		
	8/64 - 7/65	034 marine blue - 69, 92		
	8/64 - 7/65	484 black 64 - 68, 93		
	8/65 - 7/66	697 platinum - 50, 78		
	8/65 - 7/66	671 Teak - 51		
	8/65 - 7/66	637 azure - 54		
	8/65 - 7/66	651 pigalle - 79		
	8/65 - 7/66	667 Balearic beige - 81		



Key No.	Part No.	Description	Quantity	Type and model
51	343 867 036 A	Trim panel - Quarter panel, right .....	1	
		from Chassis No. 347 000 001		
	8/66 - 7/67	041 black - 66, 84		
	8/66 - 7/67	138 water blue 66 - 67		
	8/66 - 7/67	163 light sand 66 - 73		
	8/66 - 7/67	752 Indian red - 91		
	8/66 - 7/67	762 khaki brown - 68, 74		
	8/67 - 7/68	173 Indian red 68 - 42		
	8/67 -	064 khaki brown 68 - 12, 32		
	8/67 -	172 black 68 - 10, 40, 43		
	8/67 -	176 light sand 68 - 31		
	8/68 -	719 gala red 69 - 47		
52	N 14 376 1	Clip B 2.6 .....	22	
53	113 857 219 A	Rubber cap - Clip .....	24	
-	343 867 171 A	Arm rest - Door, left .....	1	
	9/61 -	041 black		
	8/65 - 7/66	671 Teak - 51		
	8/65 - 7/66	651 pigalle - 79		
54	343 867 172 A	Arm rest - Door, right .....	1	
	9/61 -	041 black		
	8/65 - 7/66	671 Teak - 51		
	8/65 - 7/66	651 pigalle - 79		
-	N 11 695 2	Washer 6.1 .....	2	
-	N 12 225 1	Spring washer B 5 .....	6	
-	N 10 207 3	Bolt, hex. head M 5x12 .....	6	
-	343 867 273	Cap - Front upper for left-hand door .....	1	
		from Chassis No. 276 125		
	11/63 -	041 black		
	8/65 - 7/66	671 Teak - 51		
	8/65 - 7/66	651 pigalle - 79		
55	343 867 274	Cap - Front upper for right-hand door .....	1	
		from Chassis No. 276 125		
	11/63 -	041 black		
	8/65 - 7/66	671 Teak - 51		
	8/65 - 7/66	651 pigalle - 79		
-	343 867 281 A	Padded strip - Door, left .....	1	
		up to Chassis No. 346 500 000		
	9/61 - 7/66	041 black		
	8/65 - 7/66	671 Teak - 51		
	8/65 - 7/66	651 pigalle - 79		
-	343 867 281 B	Padded strip - Door, left .....	1	
		from Chassis No. 347 000 001		
	8/66 -	041 black		






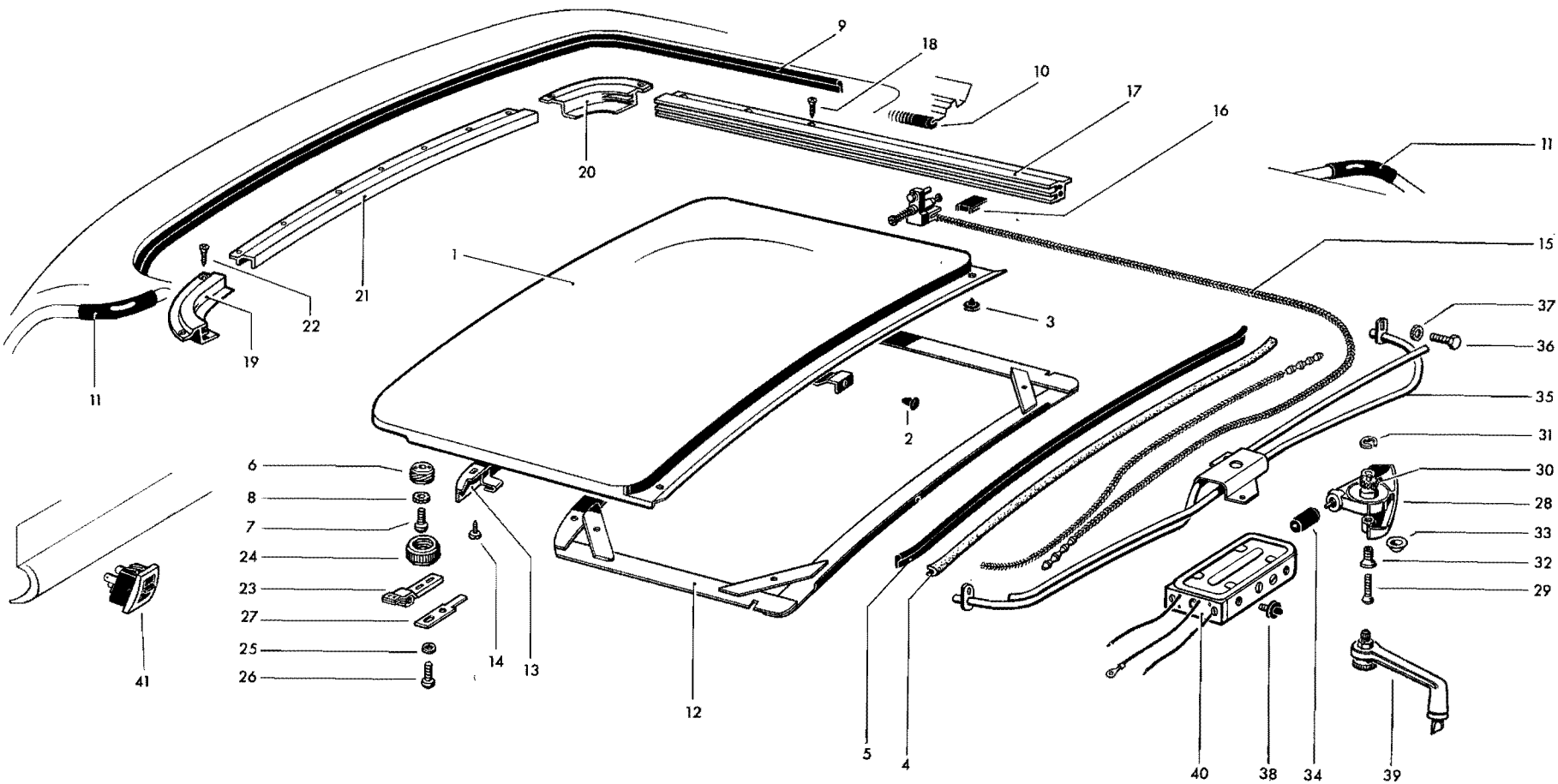
Key No.	Part No.	Description	Quantity	Type and model
-	343 867 282 A	Padded strip - Door, right ..... up to Chassis No. 346 500 000	1	
	9/61 - 7/66	041 black		
	8/65 - 7/66	671 Teak - 51		
	8/65 - 7/66	651 pigalle - 79		
56	343 867 282 B	Padded strip - Door, right ..... from Chassis No. 347 000 001	1	
	8/66 -	041 black		
-	N 11 365 1	Tapping screw, cheese head B 2.9×9.5 .....	6	
-	343 867 285 A	Padded strip - Quarter panel, left ..... up to Chassis No. 346 500 000	1	
	9/61 - 7/66	041 black		
	8/65 - 7/66	671 Teak - 51		
	8/65 - 7/66	651 pigalle - 79		
-	343 867 285 B	Padded strip - Quarter panel, left ..... from Chassis No. 347 000 001	1	
	8/66 -	041 black		
-	343 867 286 A	Padded strip - Quarter panel, right ..... up to Chassis No. 346 500 000	1	
	9/61 - 7/66	041 black		
	8/65 - 7/66	671 Teak - 51		
	8/65 - 7/66	651 pigalle - 79		
57	343 867 286 B	Padded strip - Quarter panel, right ..... from Chassis No. 347 000 001	1	
	8/66 -	041 black		
58	343 867 288	Extension for padded strip on quarter panel, right from Chassis No. 160 925 up to 345 044 625	1	
59	311 867 289	Retaining clip - Padded strip ..... from Chassis No. 446 250	4	
60	N 14 087 3	Tapping screw, countersunk raised head B 3.5×16	2	
61	N 11 578 1	Concave washer 3.7 .....	2	
-	143 867 397	Rubber tubing 670 mm - Beading on lock ..... and hinge pillars (For covering, use leatherette headlining)	1	
62	343 867 501	Lining - Roof ..... 581 cloud white - 57, 59, 60, 61, 75, 76, 78, 79	1	343, 344
	9/61 -			



Key No.	Part No.	Description	Quantity	Type and model
-	345 867 503 8/62 - 7/64 8/62 -	Lining - Roof ..... 395 ice blue - 58, 62, 73, 77 581 cloud white	1	345, 346
63	343 867 635	Cardboard - Parcel shelf, rear ..... (For covering, use leatherette upholstery)	1	
64	311 867 933 A	Insulation for cover plate, front - ..... Engine compartment	1	
65	311 867 935	Insulation - Engine compartment lid ..... Engine compartment	1	
66	311 867 941	Clip ..... Engine compartment	9	
-	311 705 695	Washer ..... Engine compartment	2	



***Genuine VW Parts***  
***rigidly factory inspected***



Key No.	Part No.	Description	Quantity	Type and model
<b>SLIDING ROOF</b> from Chassis No. 50 282				
1	345 877 071	Sliding roof panel .....	1	345, 346
2	345 877 201	Plug – Roof panel stop, rear .....	1	345, 346
3	117 877 205 A	Plug rear – Sliding roof panel .....	2	345, 346
4	345 877 209	Weatherstrip (foam rubber) rear – .....	1	345, 346
		Sliding roof panel		
5	345 877 213	Weatherstrip, rear – Sliding roof panel .....	1	345, 346
6	313 877 217	Threaded plate M 32×1 .....	2	345, 346
7	N 14 138 1	Screw, fillister head AM 6×10 DIN 7985 .....	2	345, 346
		galvanized		
8	N 12 105 1	Lock washer A 6.4 DIN 6798 .....	2	345, 346
9	345 877 223	Weatherstrip, front – Sliding roof panel .....	1	345, 346
10	345 877 227	Beading .....	1	345, 346
–	345 877 231	Water drain hose, front .....	2	345, 346
11	313 877 233	Water drain hose, front and rear .....	2	345, 346
12	345 877 259	Frame – Roof panel lining .....	1	345, 346
13	345 877 279	Retaining channel, front – Frame .....	1	345, 346
14	N 13 954 1	Tapping screw, fillister head 2.9×13 DIN 7981 ...	8	345, 346
		chromium plated		
–	345 877 305	Guide rear left with cable .....	1	345, 346
15	345 877 306	Guide rear right with cable .....	1	345, 346
16	313 877 307	Guide piece – Guide rear .....	2	345, 346
–	345 877 355	Guide rail, left .....	1	345, 346
17	345 877 356	Guide rail, right .....	1	345, 346


Key No.	Part No.	Description	Quantity	Type and model
18	345 877 357	Tapping screw, countersunk head ..... B 3.9×9.5 chromium plated	6	345, 346
19	345 877 365	Corner piece, front, left – Guide rail .....	1	345, 346
20	345 877 366	Corner piece, front, right – Guide rail .....	1	345, 346
21	345 877 369	Cover channel, front .....	1	345, 346
22	345 877 357	Tapping screw, countersunk head ..... B 3.9×9.5 chromium plated	11	345, 346
23	313 877 481	Guide, front – Sliding roof panel .....	2	345, 346
24	313 877 495	Knurled nut M 32×1 .....	2	345, 346
25	N 12 225 1	Spring washer B 5 DIN 137 galvanized .....	4	345, 346
26	N 14 131 2	Screw, fillister head AM 5×15 DIN 7985 ..... high-polish galvanized	4	345, 346
27	345 877 499	Lock plate – Guide, front .....	2	345, 346
28	345 877 701	Drive gear – Sliding roof .....	1	345, 346
29	N 14 262 1	Screw, countersunk head AM 4×25 DIN 7988 .... chromium plated	2	345, 346
30	313 877 407	Pinion – Winding gear .....	1	345, 346
31	N 12 405 1	Circlip 5×0.6 DIN 471 galvanized .....	1	345, 346
32	345 877 721	Adjusting screw – Drive gear .....	2	345, 346
33	345 877 725	Cap – Drive gear .....	1	345, 346
–	345 877 731	Drive shaft 132 mm .....	1	345, 346
		up to Chassis No. 345 050 861		
–	345 877 731 A	Drive shaft 100 mm .....	1	345, 346
		from Chassis No. 345 050 862 up to 348 038 809		
34	345 877 731 B	Drive shaft 30 mm .....	1	345, 346
		from Chassis No. 348 038 810		
–	345 877 735	Guide tube – Cable .....	1	345, 346
		up to Chassis No. 348 038 809		
35	345 877 735 A	Guide tube – Cable .....	1	345, 346
		from Chassis No. 348 038 810		
36	N 10 261 1	Bolt, hex. head M 4×15 DIN 933 galvanized ....	2	345, 346

Key No.	Part No.	Description	Quantity	Type and model
37	N 12 121 2	Shake-proof washer A 4.3 DIN 6797 galvanized ..	2	345, 346
-	345 877 741	Mounting bracket – Motor ..... up to Chassis No. 348 038 809	1	345, 346
-	N 11 524 4	Washer A 6.4 DIN 125 ..... up to Chassis No. 348 038 809	2	345, 346
-	N 10 212 3	Bolt, hex. head M 6×12 DIN 933 galvanized .... up to Chassis No. 348 038 809	2	345, 346
-	345 877 743	Bonded rubber mounting – Motor ..... up to Chassis No. 348 038 809	2	345, 346
38	345 877 743 A	Rubber mounting – Motor ..... from Chassis No. 348 038 810	4	345, 346
-	N 10 210 1	Bolt, hex. head M 6×10 DIN 933 ..... up to Chassis No. 348 038 809	2	345, 346
-	N 12 105 1	Spring washer A 6.4 DIN 6798 ..... up to Chassis No. 348 038 809	2	345, 346
-	N 11 006 2	Nut, hex. M 6 DIN 934 galvanized ..... up to Chassis No. 348 038 809	2	345, 346
39	345 877 997 A	Winder .....	1	345, 346
-	345 959 601	Motor 6 V – Sliding roof ..... up to Chassis No. 346 500 000	1	345, 346
-	345 959 605	Motor 12 V – Sliding roof ..... from Chassis No. 347 000 001 up to 348 038 809	1	345, 346
40	345 959 605 A	Motor 12 V – Sliding roof ..... from Chassis No. 348 038 810	1	345, 346
-	345 959 621	Switch – Sliding roof motor ..... up to Chassis No. 348 003 127	1	345, 346
41	345 959 621 A	Switch – Sliding roof motor ..... from Chassis No. 348 003 128	1	345, 346
-	345 959 675	Carbon brush – Sliding roof motor ..... up to Chassis No. 348 003 128	2	345, 346



Key No.	Part No.	Description	Quantity	Type and model
-	111 937 093 A	Connector with fuse 8 ..... up to Chassis No. 348 179 270 (Replace the fuse by N 17 121 5 up to Chassis No. 346 500 000 and by N 17 121 4 from Chassis 347 000 001)	1	345, 346
-	111 937 091 A	Connector with fuse 8 ..... from Chassis No. 348 179 271 (Replace the fuse by N 17 121 4)	1	345, 346
-	N 17 121 4	Fuse 16 DIN 72 581 .....	1	345, 346
-	N 17 121 5	Fuse 25 DIN 72 581 .....	1	345, 346





***Genuine VW Parts***  
***rigidly factory inspected***

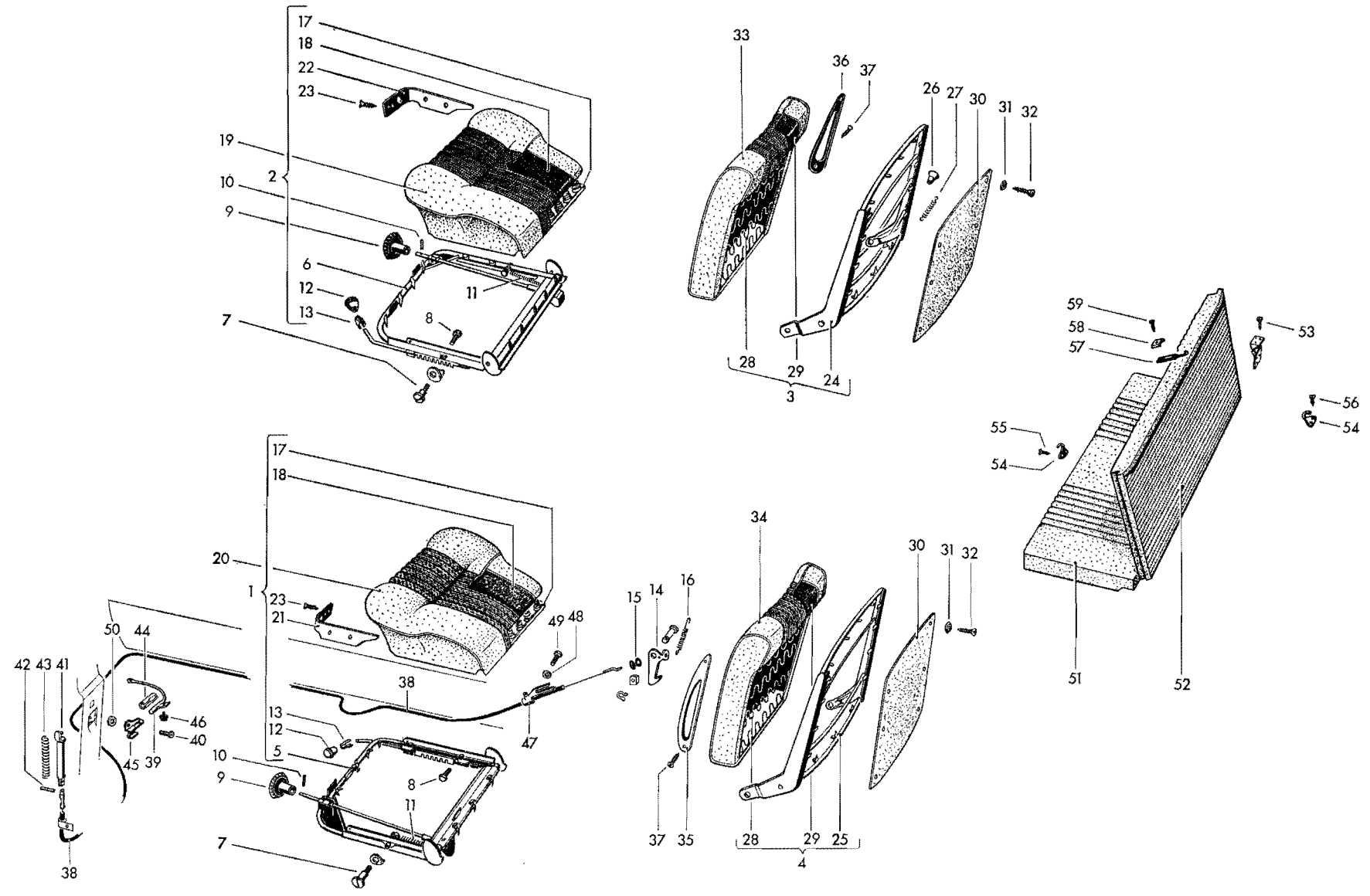


Illustration 12



Key No.	Part No.	Description	Quantity	Type and model
<b>FRONT SEAT</b>				
-	343 881 037 B	Seat, front, left (with muslin covering) ..... from Chassis No. 54 088 up to 346 500 000	1	
1	343 881 037 C	Seat, front, left (with muslin covering) ..... from Chassis No. 347 000 001	1	
2	343 881 038 B	Seat, front, right (with muslin covering) ..... from Chassis No. 54 088 up to 346 500 000	1	
-	343 881 038 C	Seat, front, right (with muslin covering) ..... from Chassis No. 347 000 001	1	
3	343 881 047 B	Backrest - Front seat (with muslin covering) ..... from Chassis No. 54 088 up to 346 500 000	2	343, 345
4	343 881 047 C	Backrest - Front seat, left (with muslin covering) .. from Chassis No. 347 000 001	1	
-	344 881 047 A	Backrest - Front seat, left (RHD) ..... (with muslin covering) up to Chassis No. 346 500 000	1	344, 346
-	343 881 048 C	Backrest - Front seat, right ..... (with muslin covering) from Chassis No. 347 000 001	1	
-	344 881 048 A	Backrest - Front seat, right (RHD) ..... (with muslin covering) up to Chassis No. 346 500 000	1	344, 346
-	343 881 107 C	Frame - Front seat, left ..... from Chassis No. 54 088 up to 346 500 000	1	

**MAIN GROUP**



**BODY**

**Front seat**

Key No.	Part No.	Description	Quantity	Type and model
5	343 881 107 D	Frame – Front seat, left from Chassis No. 347 000 001	1	
-	343 881 108	Frame – Front seat, right up to Chassis No. 54 087	1	
6	343 881 108 C	Frame – Front seat, right from Chassis No. 54 088 up to 346 500 000	1	
-	343 881 108 D	Frame – Front seat, right from Chassis No. 347 000 001	1	
7	N 10 878 1	Screw, fillister head M 10×10	4	
8	N 10 430 1	Bolt, hex. head BM 10×30 K	4	
-	343 881 161 A	Knob – Seat backrest adjustment up to Chassis No. 54 087	2	
-	311 881 161 C	Knob – Backrest adjustment from Chassis No. 54 088 043 grey-black	2	
-	N 13 348 1	Pin 3×24	2	
9	311 881 155	Knob – Seat backrest adjustment from Chassis No. 54 088	2	
	6/62 - 7/65	046 lava		
	8/65 - 7/66	672 rust - 51		
	8/65 - 7/66	634 ultra blue - 54		
	8/65 - 7/66	652 scarlet - 79		
	8/65 - 7/66	662 almond beige - 81		
	8/65 - 7/66	046 lava - 50, 63, 78, 80		
-	311 881 171	Cap – Seat backrest adjustment up to Chassis No. 54 087	2	
	9/61 - 6/62	043 grey-black		
10	N 13 327 1	Pin 3×18	2	

Key No.	Part No.	Description	Quantity	Type and model
-	311 881 177	Engaging spring – Seat backrest adjustment, left .. up to Chassis No. 54 087	1	
-	311 881 178	Engaging spring – Seat backrest adjustment, right up to Chassis No. 54 087	1	
-	311 881 181	Cap – Engaging spring .....	2	up to Chassis No. 54 087
11	343 881 193	Spring – Seat backrest adjustment .....	1	from Chassis No. 68 296
12	111 881 251 B 9/61 -	Button – Locking device .....	2	043 grey black
13	113 881 247	Clamp – Button .....	2	
-	343 881 269	Locking hook – Backrest, right .....	1	from Chassis No. 347 000 001
14	343 881 270	Locking hook – Backrest, left .....	1	from Chassis No. 347 000 001
15	343 881 271	Grommet – Locking hooks .....	2	from Chassis No. 347 000 001
-	343 881 275	Spring – Locking hooks .....	2	up to Chassis No. 54 087
16	343 881 275 A	Spring – Locking hooks .....	2	from Chassis No. 347 000 001
-	343 881 305	Spring core – Front seat .....	2	up to Chassis No. 54 087
-	343 881 305 B	Spring core – Front seat, left .....	1	from Chassis No. 54 088 up to 346 500 000
17	343 881 305 C	Spring core – Front seat .....	2	from Chassis No. 347 000 001
-	343 881 306 B	Spring core – Front seat right .....	1	from Chassis No. 54 088 up to 346 500 000
-	343 881 375	Padding – Front seat .....	2	up to Chassis No. 54 087

Key No.	Part No.	Description	Quantity	Type and model
-	343 881 375 A	Padding – Front seat . . . . . from Chassis No. 54 088 up to 346 500 000	2	
18	343 881 375 B	Padding – Front seat . . . . . from Chassis No. 347 000 001	2	
-	343 881 405	Cover – Front seat . . . . . up to Chassis No. 64 915	2	
		cloth:		
	9/61 - 7/62	222 red/silver beige - 57		
	9/61 - 7/62	224 cerulean blue/ice blue - 58		
	9/61 - 7/62	231 turquoise 61/ice blue - 62		
	9/61 - 7/62	229 silver 61/silver beige - 59		
		leatherette:		
	9/61 - 7/62	285 true red/silver beige - 75		
	9/61 - 7/62	253 derby grey/silver beige - 76		
	9/61 - 7/62	377 sea blue/ice blue - 77		
19	343 881 405 A	Cover – Front seat . . . . . from Chassis No. 64 916 up to 346 500 000	2	
		cloth:		
	8/62 - 7/64	233 cerulean blue/ice blue 62 - 62		
	8/62 - 7/64	235 silver/silver beige 62 - 57		
	8/62 - 7/64	242 turquoise 62/ice blue 62 - 58		
	8/62 - 7/64	238 manila yellow/black 62 - 60		
	8/62 - 7/64	214 beige/light beige 62 - 59		
	8/64 - 7/65	400 brick red/brick red - 61		
	8/64 - 7/65	157 silver/parchment grey - 65		
	8/64 - 7/65	158 beige/sienna beige - 66		
	8/64 - 7/65	175 brown/nut brown - 67		
	8/64 - 7/65	170 slate/black 64 - 68		
	8/64 - 7/65	171 marine/marine blue - 69		
	8/65 - 7/66	125 platinum repp./platinum - 50		
	8/65 - 7/66	126 Teak repp./Teak - 51		
	8/65 - 7/66	127 azure repp./azure - 54		
	8/65 - 7/66	136 platinum repp./black - 63		
		leatherette:		
	8/62 - 7/64	479 silver beige 62 - 75		
	8/62 - 7/64	480 ice blue 62 - 77		
	8/62 - 7/64	481 light beige 62 - 78		
	8/62 - 7/64	482 brick red 62 - 76		
	8/62 - 7/64	423 black 62 - 79		
	8/64 - 7/65	308 aero grey/parchment grey - 88		
	8/64 - 7/65	309 aero beige/sienna beige - 89		
	8/64 - 7/65	422 aero brown/nut brown - 90		
	8/64 - 7/65	320 aero red/brick red - 91		
	8/64 - 7/65	321 aero blue/marine blue - 92		
	8/64 - 7/65	322 aero black/black 64 - 93		
	8/65 - 7/66	697 platinum/platinum - 78		
	8/65 - 7/66	651 pigalle/pigalle - 79		
	8/65 - 7/66	667 Balearic beige/Balearic beige - 81		
	8/65 - 7/66	041 black/black - 80		

Key No.	Part No.	Description	Quantity	Type and model
20	343 881 405 B	Cover – Front seat . . . . . from Chassis 347 000 001 cloth: 8/66 - 7/67 AC 6 dogtooth platinum 66/black - 66 8/66 - 7/67 AC 7 dogtooth khaki 66/khaki brown - 68 8/66 - 7/67 AC 8 dogtooth water blue 66/water blue 66 - 67 8/67 - AE 3 dogtooth platinum 66/black 68 - 10 8/67 - AE 4 dogtooth khaki 66/khaki brown 68 - 12 leatherette: 8/66 - 7/67 041 black/black - 84 8/66 - 7/67 163 light sand 66/light sand 66 - 73 8/66 - 7/67 752 Indian red/Indian red - 91 8/66 - 7/67 762 khaki brown/khaki brown - 74 8/67 - 7/68 AD 6 Indian red/Indian red 68 - 42 8/67 - AD 5 light sand 66/light sand 68 - 31 8/67 - AD 7 black/black 68 - 40, 43 8/67 - AD 8 khaki brown/khaki brown 68 - 32 8/68 - 719 gala red 69/gala red 69 - 47	2	
-	343 881 455	Trim plate – Front seat, left . . . . . up to Chassis No. 54 087	1	
21	343 881 455 B	Trim plate – Front seat, left . . . . . from Chassis No. 54 088 6/62 - 7/65 469 anthracite 8/65 - 043 grey-black	1	
-	343 881 456	Trim plate – Front seat, right . . . . . up to Chassis No. 54 087	1	
22	343 881 456 B	Trim plate – Front seat, right . . . . . from Chassis No. 54 088 8/62 - 7/65 469 anthracite 8/65 - 043 grey-black	1	
23	N 14 094 2	Tapping screw, countersunk raised head . . . . . B 4.2×16 DIN 7983 high-polish galvanized	8	
-	343 881 511	Frame – Backrest, front, left . . . . . up to Chassis No. 54 087	1	
24	343 881 511 B	Frame – Backrest, front, . . . . . from Chassis No. 54 088 up to 346 500 000	2	
25	343 881 511 C	Frame – Backrest, front, left . . . . . from Chassis No. 347 000 001	1	
-	343 881 512	Frame – Backrest, front, right . . . . . up to Chassis No. 54 087	1	
-	343 881 512 A	Frame – Backrest, front, right . . . . . from Chassis No. 54 088 up to 345 220 883	1	

Key No.	Part No.	Description	Quantity	Type and model
-	343 881 512 C	Frame – Backrest, front, right ..... from Chassis No. 347 000 001	1	
-	343 881 595	Pull rod, left – Backrest lock ..... up to Chassis No. 54 087	1	
-	343 881 596	Pull rod, right – Backrest lock ..... up to Chassis No. 54 087	1	
26	141 941 541 A	Button, silver beige – Backrest lock ..... up to Chassis No. 345 220 883	2	
27	343 881 597 A	Spring – Backrest lock ..... up to Chassis No. 345 220 883	2	
-	343 881 599	Lever – Pull rod ..... up to Chassis No. 54 087	2	
-	343 881 705	Spring core – Backrest, front ..... up to Chassis No. 54 087	2	
-	343 881 705 A	Spring core – Backrest, front ..... from Chassis No. 54 088 up to 346 500 000	2	
28	343 881 705 B	Spring core – Brackrest, front ..... from Chassis No. 347 000 001	2	
-	343 881 775 A	Padding – Backrest, front ..... up to Chassis No. 345 220 883	2	343, 345
-	343 881 775 B	Padding – Backrest, front ..... from Chassis No. 346 000 001 up to 346 500 000	2	343, 345
29	343 881 775 C	Padding – Backrest, front ..... from Chassis No. 347 000 001	2	
-	344 881 775	Padding – Backrest, front, left (RHD) ..... up to Chassis No. 345 220 883	1	344, 346
-	344 881 775 A	Padding – Backrest, front, left (RHD) ..... from Chassis No. 346 000 001 up to 346 500 000	1	344, 346
-	344 881 776	Padding – Backrest, front, right (RHD) ..... up to Chassis No. 345 220 883	1	344, 346



Key No.	Part No.	Description	Quantity	Type and model
-	344 881 776 A	Padding – Backrest, front, right (RHD) . . . . . from Chassis No. 346 000 001 up to 346 500 000	1	344, 346
30	343 881 795 A	Rear panel – Front seat backrest (leatherette) . . . . . from Chassis No. 64 916	2	
	8/62 – 7/64	479 silver beige 62 – 57, 61, 75		
	8/62 – 7/64	480 ice blue 62 – 58, 62, 77		
	8/62 – 7/64	481 light beige 62 – 59, 78		
	8/62 – 7/64	482 brick red 62 – 76		
	8/62 – 7/64	483 black 62 – 60 79		
	8/64 – 7/65	385 parchment grey – 65, 88		
	8/64 – 7/65	661 sienna beige – 66, 89		
	8/64 – 7/65	387 nut brown – 67, 90		
	8/64 – 7/65	400 brick red – 61, 91		
	8/64 – 7/65	034 marine blue – 69, 92		
	8/64 – 7/65	484 black 64 – 68, 93		
	8/65 – 7/66	697 platinum – 50, 78		
	8/65 – 7/66	671 Teak – 51		
	8/65 – 7/66	637 azure – 54		
	8/65 – 7/66	651 pigalle – 79		
	8/65 – 7/66	667 Balearic beige – 81		
	8/65 – 7/67	041 black – 63, 66, 80, 84		
	8/66 – 7/67	138 water blue 66 – 67		
	8/66 – 7/67	163 light sand 66 – 73		
	8/66 – 7/67	752 Indian red – 91		
	8/66 – 7/67	762 khaki brown – 68, 74		
	8/67 – 7/68	173 Indian red 68 – 42		
	8/67 –	064 khaki brown 68 – 12, 32		
	8/67 –	172 black 68 – 10, 40, 43		
	8/67 –	176 light sand 68 – 31		
	8/68 –	719 gala red 69 – 47		
31	141 871 619	Cone washer 3.2 . . . . .	12	
32	N 11 456 1	Tapping screw, countersunk raised head . . . . . B 2.9×16 DIN 7973 chromium plated	12	
-	343 881 805	Cover – Front seat backrest . . . . . up to Chassis No. 64 915 cloth:	2	343, 345
	9/61 – 7/62	222 red/silver beige – 57		
	9/61 – 7/62	224 cerulean blue/ice blue – 58		
	9/61 – 7/62	231 turquoise 61/ice blue – 62		
	9/61 – 7/62	229 silver 61/silver beige – 59		
		leatherette:		
	9/61 – 7/62	285 true red/silver beige – 75		
	9/61 – 7/62	253 derby grey/silver beige – 76		
	9/61 – 7/62	377 sea blue/ice blue – 77		

Key No.	Part No.	Description	Quantity	Type and model
33	343 881 805 A	Cover – Front seat backrest . . . . .	2	
		from Chassis No. 64 916 up to 346 500 000		
		cloth:		
	8/62 – 7/64	233 cerulean blue/ice blue 62 – 62		
	8/62 – 7/64	223 brick red 62/silver beige 62 – 61		
	8/62 – 7/64	235 silver/silver beige 62 – 57		
	8/62 – 7/64	242 turquoise 62/ice blue 62 – 58		
	8/62 – 7/64	238 manila yellow/black 62 – 60		
	8/62 – 7/64	214 beige/light beige 62 – 59		
	8/64 – 7/65	400 brick red/brick red – 61		
	8/64 – 7/65	157 silver/parchment grey – 65		
	8/64 – 7/65	158 beige/sienna beige – 66		
	8/64 – 7/65	175 brown/nut brown – 67		
	8/64 – 7/65	170 slate/black 64 – 68		
	8/64 – 7/65	171 marine/marine blue – 69		
	8/65 – 7/66	125 platinum repp./platinum – 50		
	8/65 – 7/66	126 Teak repp./Teak – 51		
	8/65 – 7/66	127 azure repp./azure – 54		
	8/65 – 7/66	136 platinum repp./black – 63		
		leatherette:		
	8/62 – 7/64	479 silver beige 62 – 75		
	8/62 – 7/64	480 ice blue 62 – 77		
	8/62 – 7/64	481 light beige 62 – 78		
	8/62 – 7/64	482 brick red 62 – 76		
	8/62 – 7/64	423 black 62 – 79		
	8/64 – 7/65	308 aero grey/parchment grey – 88		
	8/64 – 7/65	309 aero beige/sienna beige – 89		
	8/64 – 7/65	422 aero brown/nut brown – 90		
	8/64 – 7/65	320 aero red/brick red – 91		
	8/64 – 7/65	321 aero blue/marine blue – 92		
	8/64 – 7/65	322 aero black/black 64 – 93		
	8/65 – 7/66	697 platinum/platinum – 78		
	8/65 – 7/66	651 pigalle/pigalle – 79		
	8/65 – 7/66	667 Balearic beige/Balearic beige – 81		
	8/65 – 7/66	041 black/black – 80		
34	343 881 805 B	Cover – Front seat backrest . . . . .	2	
		from Chassis No. 347 000 001		
		cloth:		
	8/66 – 7/67	AC 6 dogtooth platinum 66/black – 66		
	8/66 – 7/67	AC 7 dogtooth khaki 66/khaki brown – 68		
	8/66 – 7/67	AC 8 dogtooth water blue 66/water blue 66 – 67		
	8/67 –	AE 3 dogtooth platinum 66/black 68 – 10		
	8/67 –	AE 4 dogtooth khaki 66/khaki brown 68 – 12		
		leatherette:		
	8/66 – 7/67	041 black/black – 84		
	8/66 – 7/67	163 light sand 66/light sand 66 – 73		
	8/66 – 7/67	752 Indian red/Indian red – 91		
	8/66 – 7/67	762 khaki brown/khaki brown – 74		
	8/67 – 7/68	AD 6 Indian red/Indian red 68 – 42		
	8/67 –	AD 5 light sand 66/light sand 68 – 31		
	8/67 –	AD 7 black/black 68 – 40, 43		
	8/67 –	AD 8 khaki brown/khaki brown 68 – 32		
	8/68 –	719 gala red 69/gala red 69 – 47		
-	343 881 855	Trim plate – Front seat backrest, left . . . . .	1	
		up to Chassis No. 54 087		

Key No.	Part No.	Description	Quantity	Type and model
35	343 881 855 A	Trim plate – Front seat backrest, left . . . . . from Chassis No. 54 088	1	
–	343 881 856	Trim plate – Front seat backrest, right . . . . . up to Chassis No. 54 087	1	
36	343 881 856 A	Trim plate – Front seat backrest, right . . . . . from Chassis No. 54 088	1	
37	N 14 094 2	Tapping screw, countersunk raised head . . . . . B 4.2×16 DIN 7983 high-polish galvanized	4	
38	343 881 919	Cable – Backrest lock . . . . . from Chassis No. 347 000 001	2	
–	311 971 939 A	Cable clip – Cable . . . . . from Chassis No. 347 000 001	2	
39	343 881 921	Door contact lever – Backrest lock, left . . . . . from Chassis No. 347 000 001	1	
–	343 881 922	Door contact lever – Backrest lock, right . . . . . from Chassis No. 347 000 001	1	
40	N 15 890 2	Tapping screw, fillister head A 4.9×13 DIN 7981 . galvanized	2	
41	311 881 925	Pull rod . . . . . from Chassis No. 347 000 001	2	
42	N 13 322 1	Pin 2.5×10 DIN 1481 . . . . .	2	
43	311 881 931	Spring – Pull rod . . . . . from Chassis No. 347 000 001	2	
44	311 881 939 A	Bush – Door contact lever . . . . . from Chassis No. 347 000 001	2	
45	311 881 941 A	Bearing – Door contact lever, left . . . . . from Chassis No. 347 000 001	1	
–	311 881 942 A	Bearing – Door contact lever, right . . . . . from Chassis No. 347 000 001	1	
46	311 881 945 A	Plug – Door contact lever . . . . . from Chassis No. 347 000 001	2	
47	311 881 947	Retainer for cable on seat . . . . . from Chassis No. 347 000 001	2	
48	N 11 523 3	Washer A 5,3 DIN 125 galvanized . . . . .	2	
49	N 10 207 1	Bolt, hex. head M 5×12 DIN 933 galvanized . . . . .	2	
50	343 881 951	Spacer 1.5 mm – Door contact lever . . . . . from Chassis No. 347 000 001	×	
–	N 11 380 1	Tapping screw, cheese head B 4.2×9.5 DIN 7971 chromium plated	2	
–	N 11 522 2	Washer A 4.3 galvanized . . . . .	2	

Key No.	Part No.	Description	Quantity	Type and model
<b>EMERGENCY SEAT</b>				
51	343 885 037	<b>Emergency seat</b> ..... (with muslin covering)	1	
52	343 885 047	Backrest – Emergency seat ..... (with muslin covering)	1	
53	N 11 380 1	Tapping screw, countersunk head B 4.2×9.5 .... DIN 7971 chromium plated	6	
-	343 885 405	Cover – Emergency seat ..... up to Chassis No. 346 500 000 cloth:	1	
	9/61 - 7/62	223 brick red 62/silver beige 62 - 57		
	9/61 - 7/62	233 cerulean blue/ice blue 62 - 58		
	9/61 - 7/62	242 turquoise 62/ice blue 62 - 62		
	9/61 - 7/62	235 silver/silver beige 62 - 59		
	8/62 - 7/64	233 cerulean blue/ice blue 62 - 62		
	8/62 - 7/64	223 brick red 62/silver beige 62 - 61		
	8/62 - 7/64	235 silver/silver beige 62 - 57		
	8/62 - 7/64	242 turquoise 62/ice blue 62 - 58		
	8/62 - 7/64	238 manila/black 62 - 60		
	8/62 - 7/64	214 beige/light beige 62 - 59		
	8/64 - 7/65	400 brick red/brick red - 61		
	8/64 - 7/65	157 silver/parchment grey - 65		
	8/64 - 7/65	158 beige/sienna beige - 66		
	8/64 - 7/65	175 brown/nut brown - 67		
	8/64 - 7/65	170 slate/black 64 - 68		
	8/64 - 7/65	171 marine/marine blue - 69		
	8/65 - 7/66	125 platinum repp./platinum - 50		
	8/65 - 7/66	126 Teak repp./Teak - 51		
	8/65 - 7/66	127 azure repp./azure - 54		
	8/65 - 7/66	136 platinum repp./black - 63		
		leatherette:		
	9/61 - 7/62	285 true red/silver beige - 75		
	9/61 - 7/62	253 derby grey/silver beige - 76		
	9/61 - 7/62	377 sea blue/ice blue - 77		
	8/62 - 7/64	479 silver beige 62 - 75		
	8/62 - 7/64	480 ice blue 62 - 77		
	8/62 - 7/64	481 light beige 62 - 78		
	8/62 - 7/64	482 brick red 62 - 76		
	8/62 - 7/64	423 black 62 - 79		
	8/64 - 7/65	308 aero grey/parchment grey - 88		
	8/64 - 7/65	309 aero beige/sienna beige - 89		
	8/64 - 7/65	422 aero brown/nut brown - 90		
	8/64 - 7/65	320 aero red/brick red - 91		
	8/64 - 7/65	322 aero black/black 64 - 93		
	8/65 - 7/66	697 platinum/platinum - 78		
	8/65 - 7/66	651 pigalle/pigalle - 79		
	8/65 - 7/66	667 Balearic beige/Balearic beige - 81		
	8/65 - 7/66	041 black/black - 80		
-	343 885 405 A	Cover – Emergency seat ..... from Chassis No. 347 000 001 cloth:	1	
	8/66 - 7/67	AC 6 dogtooth platinum 66/black - 66		
	8/66 - 7/67	AC 7 dogtooth khaki 66/khaki brown - 68		
	8/66 - 7/67	AC 8 dogtooth water blue 66/water blue 66 - 67		
	8/67 -	AE 3 dogtooth platinum 66/black 68 - 10		
	8/67 -	AE 4 dogtooth khaki 66/khaki brown 68 - 12		

Key No.	Part No.	Description	Quantity	Type and model
		leatherette:		
	8/66 - 7/67	041 black/black - 84		
	8/66 - 7/67	163 light sand 66/light sand 66 - 73		
	8/66 - 7/67	752 Indian red/Indian red - 91		
	8/66 - 7/67	762 khaki brown/khaki brown - 74		
	8/67 - 7/68	AD 6 Indian red/Indian red 68 - 42		
	8/67 -	AD 5 light sand 66/light sand 68 - 31		
	8/67 -	AD 7 black/black 68 - 40, 43		
	8/67 -	AD 8 khaki brown/khaki brown 68 - 32		
	8/68 -	719 gala red 69/gala red 69 - 47		
54	151 885 561	Retaining hock - Emergency seat backrest, upper	1	
55	N 11 456 1	Tapping screw, countersunk B 2.9×16 DIN 7973 chromium plated	2	
56	N 11 322 1	Tapping screw, countersunk head B 2.9×9.5 .... DIN 7972 chromium plated	2	
-	343 885 571	Hinge - Emergency seat backrest .....	2	
-	N 12 935 1	Wood screw, countersunk 4×17 DIN 97 ..... high-polish galvanized	6	
57	141 885 585	Retaining strap - Emergency seat backrest .....	1	
	9/61 - 7/66	466 silver beige		
	8/65 - 7/66	041 black - 51, 54, 63, 79, 80		
	8/66 -	041 black		
58	141 885 587	Cap - Retaining strap .....	1	
59	N 15 625 1	Wood screw, countersunk raised head 3.5×25 ... DIN 7995 chromium plated	1	
-	343 885 805	Cover - Emergency seat backrest .....	1	
		up to Chassis No. 346 500 000		
		cloth:		
	9/61 - 7/62	223 brick red 62/silver beige 62 - 57		
	9/61 - 7/62	233 cerulean blue/ice blue 62 - 58		
	9/61 - 7/62	242 turquoise 62/ice blue 62 - 62		
	9/61 - 7/62	235 silver/silver beige 62 - 59		
	8/62 - 7/64	233 cerulean blue/ice blue 62 - 62		
	8/62 - 7/64	223 brick red 62/silver beige 62 - 61		
	8/62 - 7/64	235 silver/silver beige 62 - 57		
	8/62 - 7/64	242 turquoise 62/ice blue 62 - 58		
	8/62 - 7/64	238 manila/black 62 - 60		
	8/62 - 7/64	214 beige/light beige 62 - 59		
	8/64 - 7/65	400 brick red/brick red - 61		
	8/64 - 7/65	157 silver/parchment grey - 65		
	8/64 - 7/65	158 beige/sienna beige - 66		
	8/64 - 7/65	175 brown/nut brown - 67		
	8/64 - 7/65	170 slate/black 64 - 68		
	8/65 - 7/66	125 platinum repp./platinum - 50		
	8/65 - 7/66	126 Teak repp./Teak - 51		
	8/65 - 7/66	127 azure repp./azure - 54		
	8/65 - 7/66	136 platinum repp./black - 63		

Key No.	Part No.	Description	Quantity	Type and model
		leatherette:		
	9/61 - 7/62	285 true red/silver beige - 75		
	9/61 - 7/62	253 derby grey/silver beige - 76		
	9/61 - 7/62	377 sea blue/ice blue - 77		
	8/62 - 7/64	479 silver beige 62 - 75		
	8/62 - 7/64	480 ice blue 62 - 77		
	8/62 - 7/64	481 light beige 62 - 78		
	8/62 - 7/64	482 brick red 62 - 76		
	8/62 - 7/64	423 black 62 - 79		
	8/64 - 7/65	308 aero grey/parchment grey - 88		
	8/64 - 7/65	309 aero beige/sienna beige - 89		
	8/64 - 7/65	422 aero brown/nut brown - 90		
	8/64 - 7/65	320 aero red/brick red - 91		
	8/64 - 7/65	321 aero blue/marine blue - 92		
	8/64 - 7/65	322 aero black/black 64 - 93		
	8/65 - 7/66	697 platinum/platinum - 78		
	8/65 - 7/66	651 pigalle/pigalle - 79		
	8/65 - 7/66	667 Balearic beige/Balearic beige - 81		
	8/65 - 7/66	041 black/black - 80		
-	343 885 805 A	Cover - Emergency seat backrest . . . . .	1	
		from Chassis No. 347 000 001		
		cloth:		
	8/66 - 7/67	AC 6 dogtooth platinum 66/black - 66		
	8/66 - 7/67	AC 7 dogtooth khaki 66/khaki brown - 68		
	8/66 - 7/67	AC 8 dogtooth water blue 66/water blue 66 - 67		
	8/67 -	AE 3 dogtooth platinum 66/black 68 - 10		
	8/67 -	AE 4 dogtooth khaki 66/khaki brown 68 - 12		
		leatherette:		
	8/66 - 7/67	041 black/black - 84		
	8/66 - 7/67	163 light sand 66/light sand 66 - 73		
	8/66 - 7/67	752 Indian red/Indian red - 91		
	8/66 - 7/67	762 khaki brown/khaki brown - 74		
	8/67 - 7/68	AD 6 Indian red/Indian red 68 - 42		
	8/67 -	AD 5 light sand 66/light sand 68 - 31		
	8/67 -	AD 7 black/black 68 - 40, 43		
	8/67 -	AD 8 khaki brown/khaki brown 68 - 32		
	8/68 -	719 gala red 69/gala red 69 - 47		

Part No.	Description	Quantity
<b>SP Sets</b>		
<b>111 898 041 B</b>	<b>1 set of tumblers for lock cylinder K (12 mm dia.)</b> from Chassis No. 347 000 001	
	comprising:	
	Tumbler No. 1 .....	50
	Tumbler No. 2 .....	50
	Tumbler No. 3 .....	50
	Spring – Tumbler .....	100
<b>311 898 041</b>	<b>1 set of tumblers for lock cylinder A</b> up to Chassis No. 346 500 000	
	comprising:	
	Tumbler No. 1 .....	50
	Tumbler No. 2 .....	50
	Tumbler No. 3 .....	50
	Spring – Tumbler .....	100

Key No.	Part No.	Description	Quantity	Type and model
<b>BODY TO CHASSIS SECURING PARTS</b> (see also Illustration 5)				
-	311 899 105 A	Distance tube – Body mounting on front axle bracket	2	
-	311 899 115	Rubber bush, upper – Body mounting on front axle bracket	2	
-	311 899 117	Rubber bush, lower – Body mounting on front axle bracket	2	
-	311 705 695	Washer – Body mounting on front axle bracket ..	2	
-	N 10 465 1	Bolt, hex. head M 10×65 DIN 931 .....	2	
-	N 11 527 1	Washer A 10.5 DIN 125 galvanized .....	2	
-	N 10 450 1	Bolt, hex. head M 10×50 DIN 931 – .....	4	Body and frame, front
-	211 707 189	Spring washer 10.5×26 .....	4	
-	311 899 131	Reinforcement – Body mounting on floor plate ..	20	
-	111 899 145	Bolt, hex. head M 8×27 – Body mounting .....	24	on floor plate and cross member, rear
-	N 12 228 2	Spring washer B 8 DIN 137 galvanized .....	24	
-	N 11 670 1	Washer 8.1 .....	4	
-	311 899 135 A	Rubber pad between body and frame (rear) ....	2	
-	N 10 254 2	Bolt, hex. head M 10×25 DIN 933 .....	2	
-	N 12 010 2	Lock washer B 10 DIN 127 galvanized .....	2	

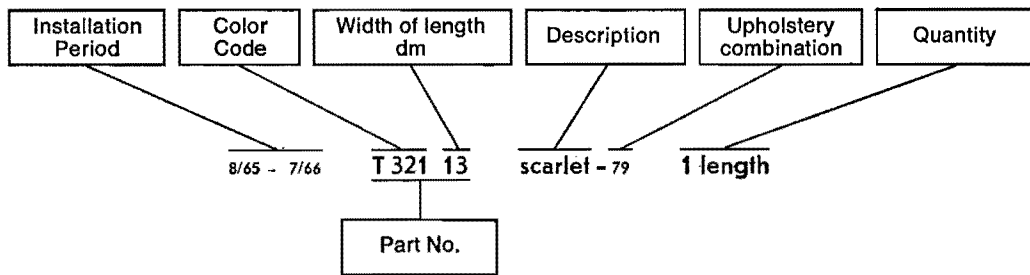


Key No.	Part No.	Description	Quantity	Type and model
-	311 899 165	Washer 10.2 between body and frame (rear) . . . . .	2	
-	311 899 155	Rubber bush, lower - Body mounting on sub-frame	2	
-	311 899 157	Rubber bush, upper - Body mounting . . . . . on sub-frame	2	
-	311 899 159	Washer - Body mounting on sub-frame . . . . .	2	
-	311 899 161 A	Spacer sleeve 37.5 mm - . . . . . Body mounting on sub-frame up to Chassis No. 347 500 000	2	
-	311 899 161 B	Spacer sleeve 40 mm - . . . . . Body mounting on sub-frame from Chassis No. 348 000 001	2	
-	N 10 465 1	Bolt, hex. head M 10×65 DIN 931 . . . . . up to Chassis No. 347 500 000	2	
-	N 10 470 2	Bolt, hex. head M 10×70 DIN 931 . . . . . from Chassis No. 348 000 001	2	

ADDENDUM – CLOTH

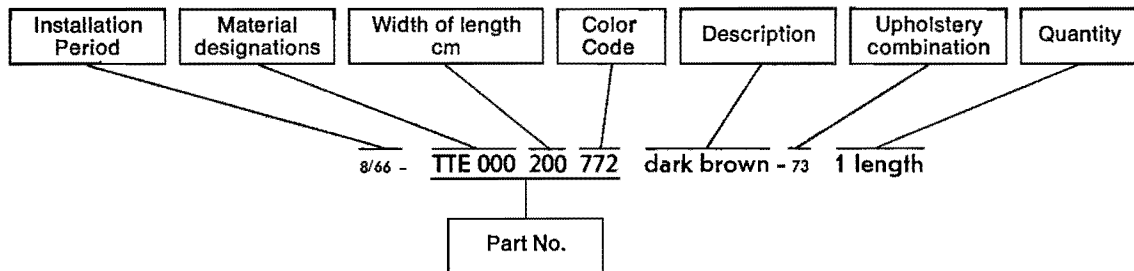
The following materials are supplied in lengths. 1 length corresponds to 25 x width of length. The last two digits of the part number denote the width of the length in dm. A "B" at the end of the part number signifies a lighter quality.

Example:



The part number has been changed for materials introduced from 1<sup>st</sup> August 1966 or remaining in current production. The 7<sup>th</sup> to 9<sup>th</sup> digits in the Part No. give the bale width in cm.

Example:



Installation Period	Part No.	Description	Quantity
---------------------	----------	-------------	----------

**Leatherette**  
Upholstery leatherette

9/61 - 7/62	K 187 13	true red - 75 .....	1 length
9/61 - 7/62	K 357 13	silver beige - 57, 59, 75, 76 .....	1 length
9/61 - 7/62	K 359 13	ice blue - 58, 62, 73, 77 .....	1 length
9/61 - 7/62	K 383 13	derby grey - 76 .....	1 length
9/61 - 7/62	K 384 13	sea blue - 77 .....	1 length
8/62 - 7/64	K 390 13	silver beige 62 - 61, 57, 75 .....	1 length

Installation Period	Part No.	Description	Quantity
8/62 - 7/64	K 393 13	light beige 62 - 59, 78	1 length
8/62 - 7/64	K 394 13	brick red 62 - 61, 76	1 length
8/64 - 7/65	K 461 13	parchment grey - 65, 88	1 length
8/64 - 7/65	BPX 000 130 661	sienna beige - 66, 89	1 length
8/64 - 7/65	K 463 13	nut brown - 67, 90	1 length
8/64 - 7/65	K 464 13	brick red - 61, 91	1 length
8/64 - 7/65	K 465 13	marine blue - 69, 92	1 length
8/64 - 7/65	K 466 13	black 64 - 68, 93	1 length
8/64 - 7/65	K 473 13	aero grey (air-permeable) - 88	1 length
8/64 - 7/65	K 474 13	aero beige (air-permeable) - 89	1 length
8/64 - 7/65	K 475 13	aero beige (air-permeable) - 90	1 length
8/64 - 7/65	K 476 13	aero red (air-permeable) - 91	1 length
8/64 - 7/65	K 477 13	aero blue (air-permeable) - 92	1 length
8/64 - 7/65	K 478 13	aero black (air-permeable) - 93	1 length
8/65 - 7/66	SK 001 14	platinum (air-permeable) - 78	1 length
8/65 - 7/66	SK 002 14	pigalle (air-permeable) - 79	1 length
8/65 - 7/66	SK 003 14	Balearic beige (air-permeable) - 81	1 length
8/65 - 7/66	SK 004 14	black (air-permeable) - 80	1 length
8/65 - 7/66	SK 008 13	pigalle - 79	1 length
8/65 - 7/66	BSX 000 130 697	platinum - 50, 78	1 length
8/65 - 7/66	BSX 000 130 671	Teak - 51	1 length
8/65 - 7/66	BSX 000 130 637	azure - 54	1 length
8/65 - 7/66	BSX 000 130 667	Balearic beige - 88	1 length
8/65 - 7/67	BSX 000 130 041	black - 63, 66, 80, 84	1 length
8/66 - 7/67	BSA 000 145 041	black (air-permeable) - 84	1 length
8/66 - 7/67	BSA 000 140 163	light sand 66 (air-permeable) - 73	1 length
8/66 - 7/67	BSA 000 145 752	Indian red (air-permeable) - 91	1 length
8/66 - 7/67	BSA 000 140 762	khaki brown (air-permeable) - 74	1 length
8/66 - 7/67	BSX 000 130 762	khaki brown - 68, 74	1 length
8/66 - 7/67	BSX 000 130 138	water blue 66 - 67	1 length
8/66 - 7/67	BSX 000 130 752	Indian red - 91	1 length
8/66 - 7/67	BSX 000 130 163	light sand 66 - 73	1 length
8/67 -	BSN 000 130 064	khaki brown 68 - 12, 32	1 length
8/67 -	BSN 000 130 172	black 68 - 10, 43	1 length
8/67 -	BSN 000 130 173	Indian red 68 - 42	1 length
8/67 -	BSN 000 130 176	light sand 68 - 31	1 length

Installation Period	Part No.	Description	Quantity
<b>Headlining leathereffe</b>			
9/61 - 7/64	K 375 15 B	ice blue (punched) - 58, 62, 73, 77	1 length
9/61 - 7/64	K 376 15 B	silver beige (imitation punching)	1 length
9/61 - 7/62	K 357 10 B	silver beige - 57, 59, 75, 76	1 length
9/61 - 7/62	K 359 10 B	ice blue - 58, 62, 73, 77	1 length
9/61 - 7/64	K 374 15 B	silver beige (punched)	1 length
9/61 - 7/65	K 365 01 B	black	1 length
8/62 - 7/64	K 371 15 B	ice blue (imitation punching) - 58, 62, 77	1 length
8/62 - 7/64	K 372 10 B	silver beige (unpunched)	1 length
8/64 -	BBB 000 155 581	cloud white (unpunched)	1 length
8/64 -	BCB 000 155 581	cloud white (punched)	1 length
8/64 -	BAB 000 150 581	cloud white (imitation punching)	1 length
8/64 - 7/65	K 467 02 B	parchment grey - 65, 88	1 length
8/64 - 7/65	K 468 02 B	sienna beige - 66, 88	1 length
8/64 - 7/65	K 469 02 B	nut brown - 62, 90	1 length
8/64 - 7/65	K 470 02 B	brick red - 61, 91	1 length
8/64 - 7/65	K 471 02 B	marine blue - 69, 92	1 length
8/64 - 7/65	K 472 02 B	black - 68, 93	1 length
8/66 - 7/67	BBX 000 022 138	water blue 66 - 67	1 length
8/66 -	BBX 000 027 041	black - 10, 43, 66, 84	1 length
8/66 -	BBX 000 027 752	Indian red - 42, 91	1 length
8/66 -	BBX 000 027 762	khaki brown - 12, 32, 68, 74	1 length
8/66 -	BBX 000 022 163	light sand 66 - 31, 73	1 length
<b>Plastic material</b>			
9/61 - 7/62	KsK 20 10	light beige 60 - 57, 59, 75, 76	1 length
8/62 - 7/64	KsK 53 10	silver beige - 57, 61, 75, 76	1 length
8/62 - 7/64	KsK 54 10	ice blue - 58, 62, 77, 77 a, 77 b	1 length
8/62 - 7/64	KsK 55 10	light beige - 59, 78	1 length
8/64 - 7/65	KsK 96 13	parchment grey - 65, 88	1 length
8/64 - 7/65	KsK 97 13	sienna beige - 66, 89	1 length
8/64 - 7/65	KsK 98 13	nut brown - 67, 90	1 length
8/64 - 7/65	KsK 99 13	brick red - 61, 91	1 length
8/64 - 7/65	KsK 100 13	marine blue - 69, 92	1 length
8/64 - 7/65	KsK 101 13	black 64 - 68, 93	1 length
8/65 - 7/66	KsK 105 13	pigalle - 79	1 length
8/65 - 7/66	FAX 000 130 697	platinum - 50, 78	1 length
8/65 - 7/66	FAX 000 130 671	Teak - 51	1 length
8/65 - 7/66	FAX 000 130 637	azure - 54	1 length
8/65 - 7/66	FAX 000 130 667	Balearic beige - 81	1 length
8/65 -	FAX 000 046 041	black - 10, 43, 63, 66, 80, 84	1 length
8/66 - 7/67	FAX 000 058 138	water blue 66 - 67	1 length
8/66 -	FAX 000 058 163	light sand 66 - 31, 73	1 length
8/66 -	FAX 000 058 762	khaki brown - 12, 32, 68, 74	1 length
8/66 -	FAX 000 058 752	Indian red - 42, 91	1 length

Installation Period	Part No.	Description	Quantity
<b>Upholstery material</b>			
9/61 - 7/62	P 222 15	red - 57	1 length
9/61 - 7/62	P 223 15	cerulean blue - 58	1 length
9/61 - 7/62	P 224 15	turquoise 61 - 62	1 length
9/61 - 7/62	P 231 15	silver 61 - 59	1 length
8/62 - 7/64	P 223 15	cerulean blue - 62	1 length
8/62 - 7/64	P 230 15	brick red 62 - 61	1 length
8/62 - 7/64	P 231 15	silver - 57	1 length
8/62 - 7/64	P 232 15	turquoise 62 - 58	1 length
8/62 - 7/64	P 233 15	manila yellow - 60	1 length
8/62 - 7/64	P 234 15	beige - 59	1 length
8/64 - 7/65	P 361 15	brick red - 61	1 length
8/64 - 7/65	P 362 15	silver - 65	1 length
8/64 - 7/65	P 363 15	beige - 66	1 length
8/64 - 7/65	P 364 15	brown - 67	1 length
8/64 - 7/65	P 365 15	slate - 68	1 length
8/64 - 7/65	P 366 15	marine - 69	1 length
8/65 - 7/66	TPA 000 145 100	platinum repp. - 50, 63	1 length
8/65 - 7/66	TPA 000 145 101	Teak repp. - 51	1 length
8/65 - 7/66	TPA 000 145 102	azure repp. - 54	1 length
8/66 - 7/67	TPA 000 140 139	dogtooth water blue 66 - 67	1 length
8/66 - 7/67	TPA 000 140 142	dogtooth platinum 66 - 66	1 length
8/66 - 7/67	TPA 000 140 143	dogtooth khaki 66 - 68	1 length
<b>Carpet material</b>			
9/61 - 7/62	T 127 12	shadow blue - 58, 77	1 length
9/61 - 7/62	T 128 12	turquoise - 62, 73	1 length
9/61 - 7/62	T 300 17	graphite - 57, 59, 75, 76	1 length
8/62 - 7/64	TTE 000 133 046	lava	1 length
8/64 - 7/65	T 308 20	tin grey	1 length
8/65 - 7/66	T 321 13	scarlet - 79	1 length
8/65 - 7/66	TTE 000 133 672	rust - 51	1 length
8/65 - 7/66	TTE 000 133 634	ultra blue - 54	1 length
8/65 - 7/66	TTE 000 133 662	almond beige - 81	1 length
8/65 - 7/66	TTE 000 133 046	lava - 50, 63, 78, 80	1 length
8/66 - 7/67	TTE 000 200 742	clematis - 67	1 length
8/66 -	TTE 000 133 046	lava - 10, 42, 43, 66, 84, 91	1 length
8/66 -	TTE 000 200 772	dark brown - 12, 31, 32, 68, 73, 74	1 length

Installation Period	Part No.	Description	Quantity
<b>Beading for seats and trim panels</b>			
9/61 - 7/64	Ke 59	silver beige .....	1 meter
9/61 - 7/64	Ke 61	ice blue .....	1 meter
8/62 - 7/64	Ke 62	light beige .....	1 meter
8/62 -	KKZ 000 246 041	black .....	1 meter
8/64 - 7/65	Ke 88	parchment grey .....	1 meter
8/64 - 7/65	Ke 89	sienna beige .....	1 meter
8/64 - 7/65	Ke 90	nut brown .....	1 meter
8/64 - 7/65	Ke 91	brick red .....	1 meter
8/64 - 7/65	Ke 92	marine blue .....	1 meter
8/65 - 7/66	Ke 106	pigalle .....	1 meter
8/65 - 7/66	KKZ 000 246 180	platinum light .....	1 meter
8/65 - 7/66	KKZ 000 246 671	Teak .....	1 meter
8/65 - 7/66	KKZ 000 246 183	azure light .....	1 meter
8/65 - 7/67	KKZ 000 246 184	Balearic beige light .....	1 meter
8/66 - 7/67	KKZ 000 246 138	water blue 66 - 67 .....	1 meter
8/66 - 7/67	KKZ 000 246 149	khaki brown dark - 68, 74 .....	1 meter
8/66 - 7/67	KKZ 000 246 256	light sand 66 light - 73 .....	1 meter
8/66 - 7/67	KKZ 000 246 752	Indian red - 91 .....	1 meter

**Binding**

9/61 - 7/62	E 303	tin grey .....	1 meter
8/62 - 7/64	E 301	grey-black .....	1 meter
8/64 - 7/65	E 303	tin grey .....	1 meter
8/65 - 7/66	K 490 B	scarlet - 79 .....	1 meter
8/65 - 7/66	BBX 000 002 672	rust - 51 .....	1 meter
8/65 - 7/66	BBX 000 002 662	almond beige - 81 .....	1 meter
8/65 - 7/66	BBX 000 002 634	ultra blue - 54 .....	1 meter
8/65 - 7/67	BBX 000 002 046	lava - 50, 63, 66, 78, 80, 84, 91 .....	1 meter
8/66 - 7/67	BBX 000 002 772	dark brown - 68, 73, 74 .....	1 meter



# MAIN GROUP

9

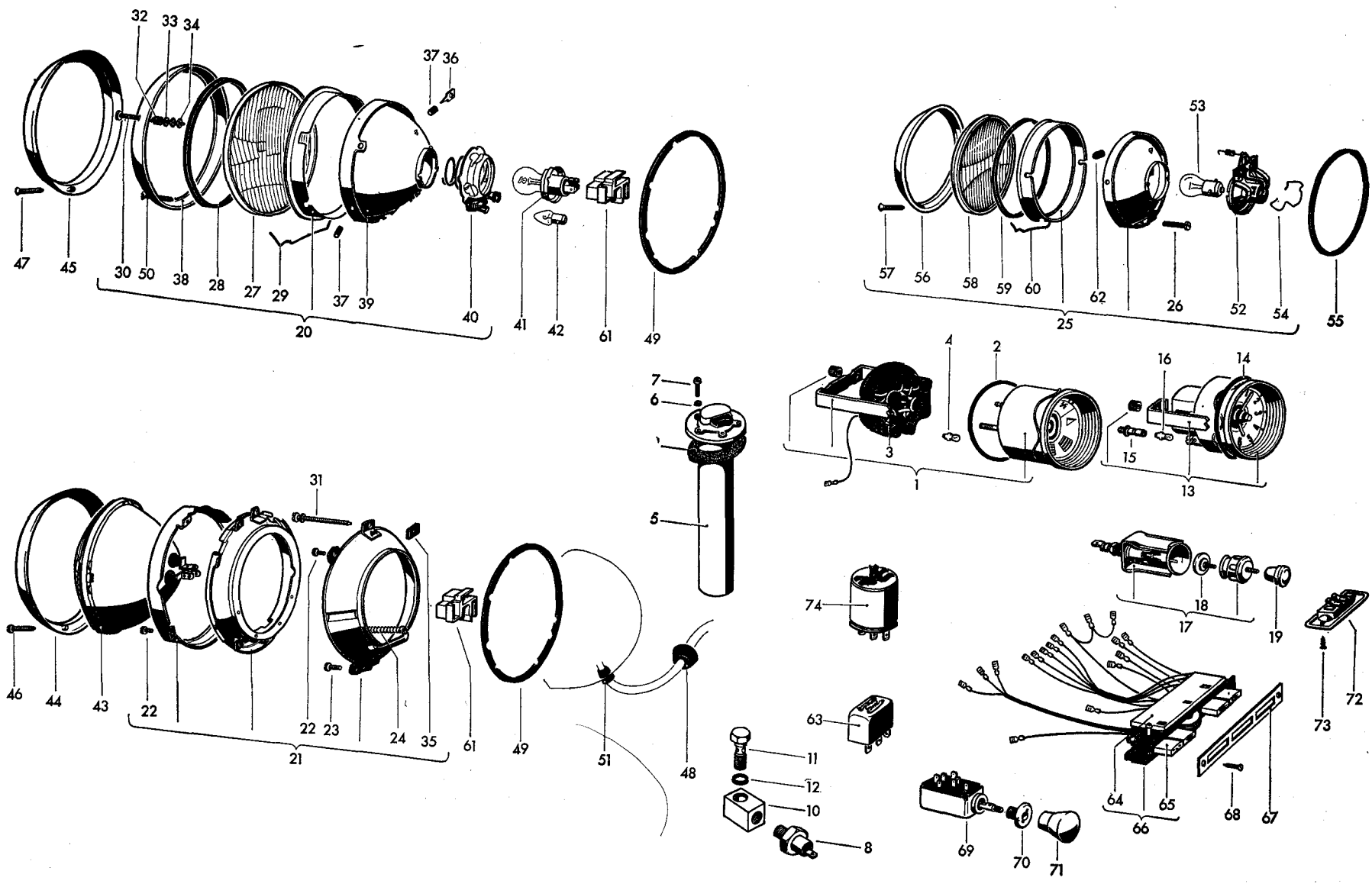
## ELECTRICAL EQUIPMENT

	Illustration
19 Instruments	13
41 Head lamp	13
43 Licence plate light	14
45 Tail light	14
47 Interior light	14
51 Horn	15
53 Flashing indicator, front	15
55 Windshield wiper and washer unit	16
57 Speedometer	17
59 Motor - Sliding roof	—
63 Electrical parts for stationary heater	—
71 Electric wiring	17

for all parts not listed

see Parts List Volkswagen 1500/1600





Key No.	Part No.	Description	Quantity	Type and model
---------	----------	-------------	----------	----------------

INSTRUMENTS

-	341 919 027	Fuel gauge (on instrument panel) 12 V ..... from Chassis No. 347 000 001 up to 348 500 000	1	
-	343 919 027	Fuel gauge (on instrument panel) 12 V ..... from Chassis No. 349 000 001	1	
-	341 919 029	Fuel gauge (on instrument panel) 6 V ..... up to Chassis No. 346 042 883	1	
1	341 919 029 A	Fuel gauge (on instrument panel) 6 V ..... from Chassis No. 346 042 884 up to 346 500 000	1	
2	341 957 375	Seal - Fuel gauge .....	1	
3	311 919 039 A	Bulb holder - Fuel gauge .....	1	
4	N 17 722 1	Bulb J 6 V 1.2 W .....	7	
-	N 17 722 2	Bulb J 12 V 2 W .....	7	
5	311 919 051	Tank unit - Fuel gauge .....	1	
6	N 13 802 1	Gasket A 5×9 .....	5	
7	N 14 131 2	Screw, fillister head AM 5×15 .....	5	
8	021 919 081	Switch - Oil pressure .....	1	
9	113 919 133	Gasket - Fuel gauge tank unit .....	1	
10	341 919 153	Adaptor - Oil pressure switch .....	1	
11	341 919 157	Gland nut - Adaptor .....	1	
12	N 13 811 1	Seal A 10×13.5 .....	2	
-	341 919 197	Clock 12 V ..... from Chassis No. 347 000 001	1	
-	341 919 199	Clock (Knob brass-colored) 6 V ..... up to Chassis No. 346 042 883	1	
13	341 919 199 A	Clock 6 V ..... from Chassis No. 346 042 884 up to 346 500 000	1	
-	111 919 233 B	Warning lamp red for warning ..... device on tandem master cylinder from Chassis No. 348 000 001	1	M 50

Key No.	Part No.	Description	Quantity	Type and model
-	*113 919 237	Warning light, red – Rear view window glass ... (heatable) from Chassis No. 347 000 001	1	M 102
-	N 17 722 2	Bulb J 12 V 2 W .....	1	
14	341 957 375	Seal – Clock .....	1	
15	111 957 397	Socket – Bulb .....	1	
-	141 957 397 A	Socket – Bulb .....	1	M 50
-	N 17 751 2	Bulb IG 12 V 1.2 W .....	1	M 50
16	N 17 722 1	Bulb J 6 V 1.2 W .....	1	
-	N 17 722 2	Bulb J 12 V 2 W .....	1	
17	343 919 305	Cigar lighter 12 V .....	1	Cigarette lighter 6 V (see Accessories Catalogue)
-	343 919 305 B	Cigar lighter 12 V .....	1	
18	343 919 313	Core – Cigar lighter 12 V .....	1	
-	141 941 541 A	Knob, silver beige – Cigar lighter 6 V .....	1	
19	111 941 541 B	Knob – Cigar lighter 12 V .....	1	
	8/66 - 7/67	043 grey-black		
-	111 941 541 C	Knob – Cigar lighter 12 V .....	1	
-	343 941 543	Cap with symbol, for cigar lighter 12 V .....	1	
<b>HEADLAMP</b>				
20	341 941 039	Headlamp, asymmetrical (right-hand traffic only) ..	2	
-	342 941 039	Headlamp, asymmetrical (left-hand traffic only) ..	2	M 187
21	341 941 041	Support assy – Sealed Beam unit .....	2	M 274
22	341 941 183	Screw M 4×8 – Support assy. ....	10	M 274

Key No.	Part No.	Description	Quantity	Type and model
23	N 14 131 2	Screw, fillister head AM 5×15 .....	2	M 274
24	113 255 271	Spring – Support assy .....	2	M 274
25	341 941 051	Fog lamp .....	2	
-	341 941 057	Cover – Fog lamp .....	2	M 275
		from Chassis No. 347 120 673		
-	*111 941 072	Back-up lamp .....	2	M 47
		from Chassis No. 347 000 001		
-	*311 963 181	Clip – Connector – Back-up lamp .....	1	M 47
		from Chassis No. 347 000 001		
-	*111 937 078	Cable divider .....	1	M 47
		from Chassis No. 347 000 001		
26	N 10 824 1	Screw, fillister head AM 4×50 .....	2	
27	341 941 115	Lens – Headlamp (right-hand traffic only) .....	2	
-	342 941 115	Lens – Headlamp (left-hand traffic only) .....	2	M 187
28	141 941 119	Sealing ring – Headlamp lens .....	2	
29	111 941 125 B	Retainer spring – Headlamp lens .....	10	
30	211 941 141	Adjusting screw 65 mm .....	4	
31	311 941 141 A	Adjusting screw 40 mm .....	4	M 274
32	111 941 143 D	Bush, rubber – Adjusting screw .....	4	
33	N 11 555 1	Washer 4.3 .....	4	
34	N 11 004 2	Nut, hex. M 4 .....	8	
35	311 941 145	Threaded piece M 5 – Adjusting screw .....	2	M 274
36	111 941 145 B	Adjusting nut – Headlamp asymmetrical .....	4	
37	111 941 147	Rubber mounting – Headlamp reflector .....	6	
-	141 941 147	Rubber mounting – Headlamp reflector .....	2	
		from Chassis No. 346 220 394		
38	341 941 149	Retainer – Lens .....	2	

Key No.	Part No.	Description	Quantity	Type and model
39	341 941 151	Reflector – Headlamp (right-hand traffic only) ...	2	
-	342 941 151	Reflector – Headlamp (left-hand traffic only) ....	2	M 187
40	131 941 159 A	Bulb socket (asymmetrical) .....	2	
41	N 17 705 1	Bulb A 6 V 45/40 W .....	2	
-	N 17 705 2	Headlamp bulb A 6 V 45/40 W .....	2	M 282
		(yellow glass) (for France only)		
-	N 17 705 3	Bulb A 12 V 45/40 W .....	2	
-	N 17 705 4 Z	Bulb A 12 V 45/40 W .....	2	M 282
		(yellow glass) (Export only)		
42	N 17 717 1	Parking light bulb HL 6 V 4 W .....	2	
-	N 17 717 2	Parking light bulb HL 12 V 4 W .....	2	
-	111 941 161 A	Sealed Beam unit 6 V .....	2	M 274
		up to Chassis No. 346 500 000		
43	111 941 261 A	Sealed Beam unit 12 V .....	2	M 274
		from Chassis No. 347 000 001		
-	111 941 165 C	Connector plug .....	2	
		up to Chassis No. 345 220 883		
44	341 941 175 A	Rim – Support assy. 341 941 041 .....	2	M 274
45	341 941 177	Rim – Headlamp asymmetrical .....	2	
46	341 941 183	Screw, fillister head M 4×8 – Rim .....	2	M 274
47	N 14 255 1	Screw, countersunk raised head AM 4×12 .....	2	
48	311 941 189	Grommet – Front wheel housing .....	2	
49	341 941 191 A	Sealing ring – Headlamp .....	2	
50	341 941 195	Screw, countersunk raised head BM 5×24 – .....	2	
		Headlamp mounting		

Key No.	Part No.	Description	Quantity	Type and model
51	141 941 199 A	Grommet – Headlamp housing .....	4	
52	341 941 309	Bulb holder – Fog lamp .....	2	
53	N 17 709 1	Bulb D 6 V 35 W .....	2	
-	N 17 709 2	Bulb D 6 V 35 W (yellow glass) .....	2	M 282, M 124 (for France only)
-	N 17 709 3	Bulb D 12 V 35 W .....	2	
-	N 17 709 4	Bulb D 12 V 35 W (yellow glass) .....	2	M 282, M 124 (for France only)
-	343 941 311	Reflector – Fog lamp .....	2	
54	341 941 313	Retainer – Fog lamp bulb holder .....	2	
55	341 941 315	Seal – Fog lamp .....	2	
56	341 941 321	Rim – Fog lamp .....	2	
57	N 14 123 3	Screw, fillister head AM 4×10 .....	2	
58	341 941 331	Fog lamp .....	2	
-	341 941 331 A	Washer – Cover 341 941 057 .....	2	M 275 from Chassis No. 347 120 673
59	341 941 335	Seal – Fog lamp lens .....	2	
60	341 941 339	Retaining spring – Fog lamp lens .....	10	
61	131 941 341	Connector plug – Flat terminal .....	2	
-		from Chassis No. 346 000 001		
-	111 941 365	Headlamp reflector – Back-up lamp .....	2	M 47 from Chassis No. 347 000 001
-	111 941 371	Lens – Back-up lamp .....	2	M 47 from Chassis No. 347 000 001
-	111 941 375	Frame with screws – Lens .....	2	M 47 from Chassis No. 347 000 001
62	111 941 147	Rubber mounting – Headlamp reflector .....	4	
63	211 953 225	Relay – Fog lamp 6 V .....	1	
-		up to Chassis No. 346 500 000		
-	211 953 207	Relay – Fog lamp 12 V .....	1	
-		from Chassis No. 347 000 001		


Key No.	Part No.	Description	Quantity	Type and model
64	311 941 471	Cover – Press button switch ..... up to Chassis No. 425 852	1	
65	311 941 475	Cap – Windshield washer button ..... up to Chassis No. 425 852	1	
-	311 941 477	Cap – Windshield wiper button ..... up to Chassis No. 425 852	1	
-	311 941 479	Cap – Parking light button ..... up to Chassis No. 425 852	1	
-	311 941 481	Cap – Headlamp button ..... up to Chassis No. 425 852	1	
66		no longer available superseded by: 311 998 143		
-	311 998 143	Conversion kit for press button switch ..... 311 941 511 A up to Chassis No. 425 852	1	
67	311 941 515	Trim plate – Press button switch ..... up to Chassis No. 425 852	1	
-	*315 941 515	Trim plate – Press button switch (conversion) .... up to Chassis No. 425 852	1	
68	N 14 255 1	Screw, countersunk raised head AM 4×12 .....	2	
-	*211 941 521	Switch – Back-up lamp, on gearshift housing ..... from Chassis No. 347 000 001	1	M 47
-	N 13 816 1	Sealing washer A 18×24 .....	1	M 47
69	*311 941 531 A	Push-pull switch – Headlamp ..... from Chassis No. 425 853 up to 347 500 000	1	
-	311 941 531 B	Push-pull switch – Headlamp ..... from Chassis No. 348 000 001	1	
70	*111 941 515	Escutcheon M 10×1 – Push-pull lighting switch ... from Chassis No. 425 853 up to 347 500 000	1	
-	111 941 515 D	Escutcheon M 14×1 – Push-pull lighting switch ... from Chassis No. 348 000 001	1	
-	*111 941 539	Boot – Back-up lamp ..... from Chassis No. 347 000 001	2	M 47
-	*113 941 541	Knob silver beige – Push-pull lighting switch ... (conversion) up to Chassis No. 425 852	1	
71	141 941 541 A	Knob silver beige – Push-pull lighting switch .... from Chassis No. 425 853 up to 346 500 000	1	
-	111 941 541 B	Knob – Push-pull lighting switch ..... from Chassis No. 347 000 001 up to 347 500 000 043 grey-black	1	

8/66 - 7/67

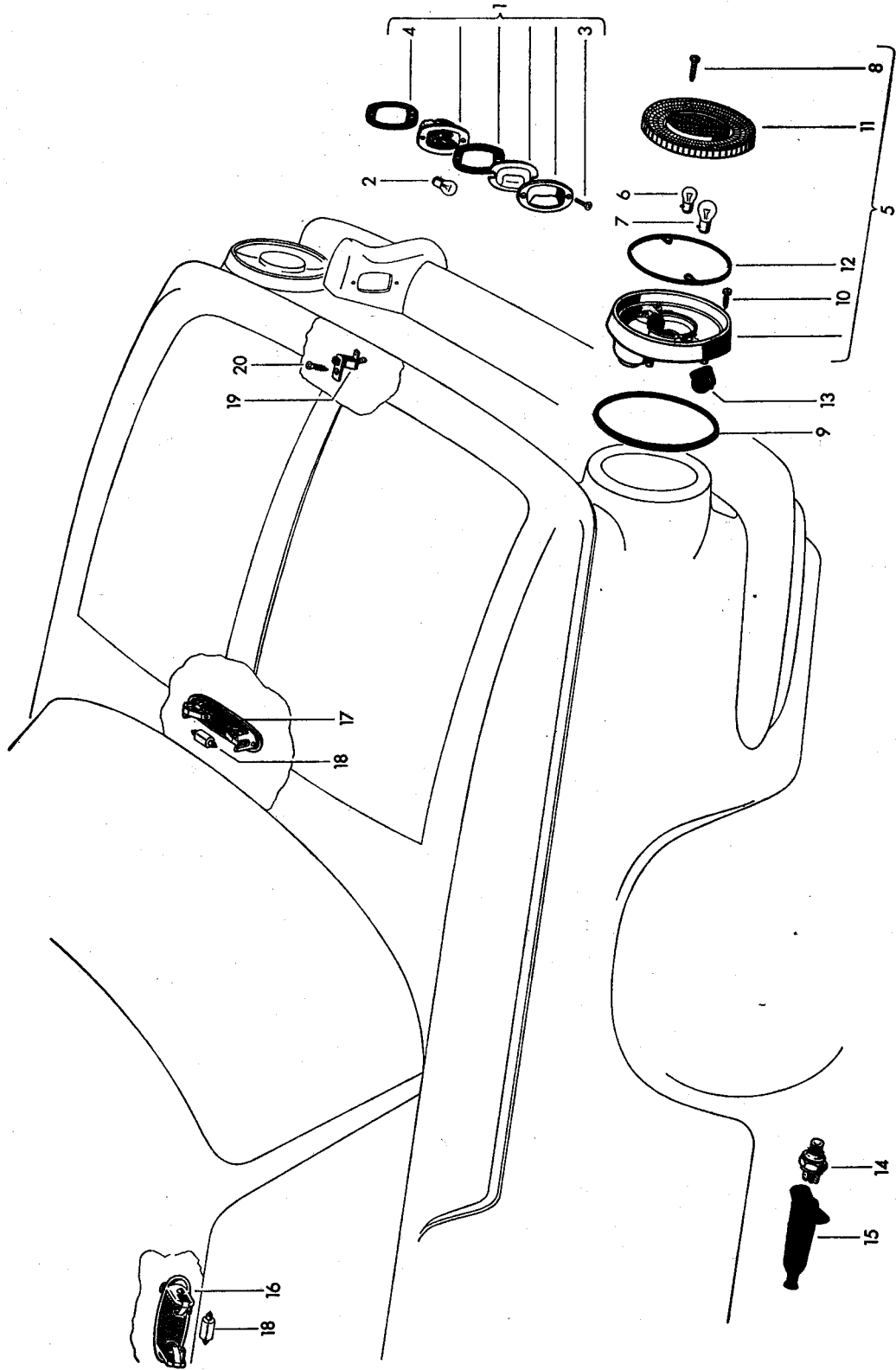


Key No.	Part No.	Description	Quantity	Type and model
-	111 941 541 C	Knob - Push-pull lighting switch ..... from Chassis No. 348 000 001	1	
-	111 941 543 G	Cap - Knob ..... from Chassis No. 348 000 001	1	
-	343 941 543	Cap with cigar lighter symbol 12 V ..... from Chassis No. 348 000 001	1	
72	341 941 535	Switch - Fog lamp .....	1	
73	N 11 456 1	Tapping screw, countersunk raised head B 2.9×16	2	
-	*111 941 545	Nut, hex. - Back-up lamp ..... from Chassis No. 347 000 001	2	M 47
74	311 941 581 C	Relay - Headlamp flasher and low beam 6 V ..... up to Chassis No. 346 500 000	1	
-	343 941 583	Relay - Headlamp flasher and low beam 12 V ..... from Chassis No. 347 000 001 up to 348 500 000	1	
-	111 941 583	Relay - Headlamp flasher and low beam 12 V ... from Chassis No. 349 000 001	1	
-	111 941 583 A	Relay for low beam 12 V ..... from Chassis No. 347 000 001	1	M 19, M 274





***Genuine VW Parts***  
***rigidly factory inspected***



Key No.	Part No.	Description	Quantity	Type and model
---------	----------	-------------	----------	----------------

**LICENCE PLATE LIGHT**

-	343 943 021	Licence plate light, left .....	1	
1	343 943 022	Licence plate light, right .....	1	
2	N 17 717 1	Bulb HL 6 V 4 W .....	2	
-	N 17 717 2	Bulb HL 12 V 4 W .....	2	
3	N 14 255 1	Screw, countersunk raised head AM 4×12 .....	4	
4	341 943 191	Gasket - Licence plate light .....	2	
-	111 943 381	Change over relay 6 V .....	1	M 30: 343, 345 from Chassis No. 346 099 411 up to 346 500 000
-	111 943 383	Change over relay 12 V .....	1	M 30: 343, 345 from Chassis No. 347 000 001

**TAIL LIGHT**

-	341 945 095 B	Tail light .....	2	
		up to Chassis No. 347 500 000		
-	341 945 095 C	Tail light red (for USA only) .....	2	M 274
		up to Chassis No. 347 500 000		
5	343 945 095	Tail light .....	2	
		from Chassis No. 348 000 001		
-	341 945 095 E	Tail light red (for USA only) .....	2	M 274
		from Chassis No. 348 000 001 up to 348 500 000		
-	343 945 095 A	Tail light red (for USA only) .....	2	M 274
		from Chassis No. 349 000 001		


Key No.	Part No.	Description	Quantity	Type and model
-	N 17 718 1	Bulb G 6 V 5 W .....	2	
6	N 17 718 2	Bulb G 12 V 5 W .....	2	
-	N 17 731 1	Bulb R 6 V 18 W .....	4	
-	N 17 732 1	Bulb RL 6 V 21 W .....	2	
		(only together with 211 953 215 D) up to Chassis No. 346 500 000		
7	N 17 732 2	Bulb RL 12 V 21 W .....	4	
8	341 945 185	Screw, cheese head M 4×12 – Lens .....	4	
9	341 945 191 A	Gasket – Tail light .....	2	
10	N 14 131 2	Screw, fillister head AM 5×15 .....	4	
-	341 945 229	Lens – Tail light .....	2	
		up to Chassis No. 347 500 000		
-	341 945 229 A	Lens red – Tail light (for USA only) .....	2	M 274
		up to Chassis No. 347 500 000		
11	341 945 229 D	Lens – Tail light .....	2	
		from Chassis No. 348 000 001		
-	341 945 229 E	Lens red – Tail light (for USA only) .....	2	M 274
		from Chassis No. 348 000 001		
12	341 945 235	Gasket – Lens .....	2	
13	311 945 281	Cap – Bulb holder .....	6	
14	113 945 515 C	Brake light switch .....	1	
15	111 963 355	Cap – Brake light switch .....	1	



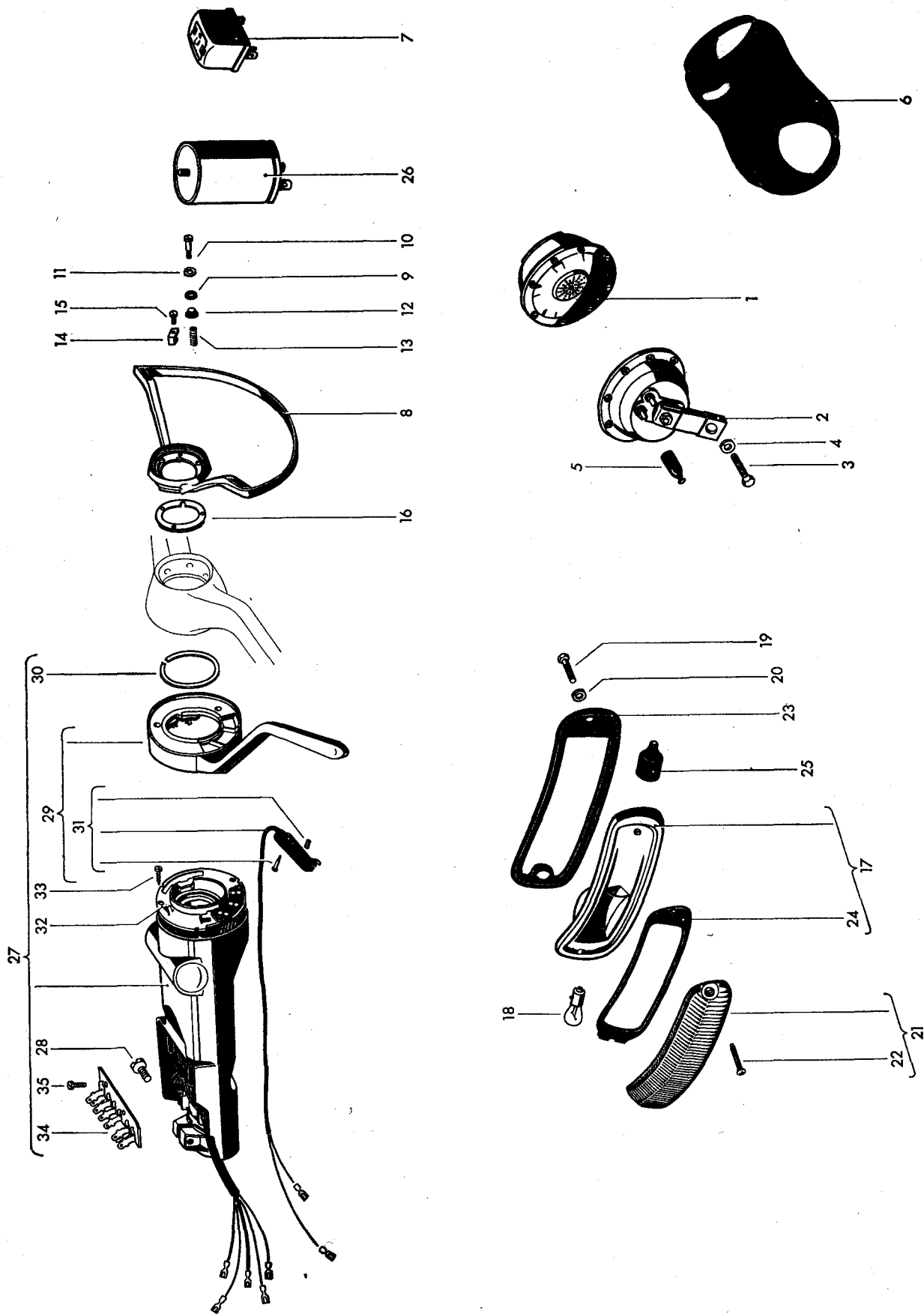
Key No.	Part No.	Description	Quantity	Type and model
---------	----------	-------------	----------	----------------

INTERIOR LIGHT

16	343 947 111	Interior light ..... up to Chassis No. 348 500 000	1	
-	343 947 111 A	Interior light ..... from Chassis No. 349 000 001	1	
17	151 947 111 A	Light - Rear luggage compartment .....	1	
18	N 17 723 1	Bulb K 6 V 10 W DIN 72 601 .....	2	
-	N 17 723 2	Bulb K 12 V 10 W .....	2	
19	113 947 561 D	Contact switch - ..... Interior and rear luggage compartment light	3	
20	N 13 958 3	Tapping screw, fillister head B 3.5×13 DIN 7981 galvanized	3	
-	141 871 749	Grommet - Contact switch .....	1	



***Genuine VW Parts***  
***rigidly factory inspected***





Key No.	Part No.	Description	Quantity	Type and model
<b>HORN</b>				
-	311 951 111 A	Horn low pitched 6 V ..... up to Chassis No. 345 031 100	1	
-	341 951 111 A	Horn high pitched 6 V ..... up to Chassis No. 345 031 100	1	
-	111 951 111 E	Horn low pitched 6 V ..... from Chassis No. 345 031 101 up to 346 500 000	1	
1	113 951 113 A	Horn low pitched 12 V ..... from Chassis No. 347 000 001	1	
-	111 951 213 C	Horn high pitched 6 V ..... from Chassis No. 345 031 101 up to 346 500 000	1	
2	141 951 213	Horn high pitched 12 V ..... from Chassis No. 347 000 001	1	
3	N 10 240 4	Bolt, hex. head M 8×20 .....	2	
4	N 12 008 2	Lock washer B 8 .....	2	
5	111 951 195 A	Grommet - Double horn ..... from Chassis No. 345 031 101	4	
6	141 951 231	Rubber seal - Double horn ..... up to Chassis No. 345 031 100	1	
-	141 951 251 B	Relay - Double horn 6 V ..... from Chassis No. 345 031 101 up to 346 500 000	1	
7	141 951 253	Relay - Double horn 12 V ..... from Chassis No. 347 000 001	1	
8	113 951 531 F	Horn ring .....	1	
9	113 951 539	Washer for horn ring mounting .....	3	
10	113 951 541	Screw, fillister head M 3.5×25 - ..... Horn ring mounting	3	
11	N 12 131 2	Lock washer J 3.7 .....	3	
12	113 951 547	Insulating bush - Contact washer .....	3	
13	113 951 555 A	Spring - Contact washer .....	3	
14	113 951 559	Clamp .....	1	
15	N 10 695 1	Screw, cheese head AM 4×6 .....	1	
16	113 951 563	Contact washer .....	1	





Key No.	Part No.	Description	Quantity	Type and model
<b>FLASHING INDICATOR, FRONT</b>				
17	343 953 101	Bulb holder – Flashing indicator, front, left . . . . .	1	
-	343 953 102	Bulb holder – Flashing indicator, front, right . . . . .	1	
-	N 17 731 1	Bulb R 6 V 18 W . . . . .	2	
-	N 17 732 1	Bulb RL 6 V 21 W . . . . . (only together with 211 953 215 D) up to Chassis No. 346 500 000	2	
18	N 17 732 2	Bulb RL 12 V 21 W . . . . .	2	
-	343 953 103	Bulb holder (two-pole) – Flashing indicator, . . . . . front, left	1	M 274
-	343 953 104	Bulb holder (two-pole) – Flashing indicator, . . . . . front, right	1	M 274
-	N 17 737 1	Bulb S 6 V 18/5 W . . . . .	2	M 274
-	N 17 738 2	Bulb SL 12 V 21/5 W . . . . .	2	M 274
19	N 10 207 3	Bolt, hex. head M 5×12 . . . . .	4	
20	N 12 005 1	Lock washer B 5 . . . . .	4	
21	341 953 161	Lens (yellow) – Flashing indicator, front, left . . . . .	1	




Key No.	Part No.	Description	Quantity	Type and model
-	341 953 161 A	Lens (white) – Flashing indicator, front, left ..... up to Chassis No. 221 974	1	M 274
-	341 953 161 B	Lens (white-yellow) – Flashing indicator, front, left (for Italy only)	1	M 34
-	341 953 161 C	Lens (yellow) – Flashing indicator, front, left ..... from Chassis No. 221 975	1	M 274
-	341 953 162	Lens (yellow) – Flashing indicator, front, right ...	1	
-	341 953 162 A	Lens (white) – Flashing indicator, front, right ..... up to Chassis No. 221 974	1	M 274
-	341 953 162 B	Lens (white-yellow) – Flashing indicator, front, ... right (for Italy only)	1	M 34
-	341 953 162 C	Lens (yellow) – Flashing indicator, front, right .... from Chassis No. 221 975	1	M 274
22	N 14 256 1	Screw, countersunk raised head AM 4×18 .....	2	
23	341 953 165	Washer – Flashing indicator, front, left .....	1	
-	341 953 166	Washer – Flashing indicator, front, right .....	1	
24	341 953 167	Gasket – Lens .....	2	
25	341 953 175	Grommet – Flashing indicator, front .....	2	
-	111 953 185 B	Relay – Flashing indicator 6 V 2×18 W ..... up to Chassis No. 64 915	1	
26	111 953 185 C	Relay – Flashing indicator 6 V 2×18 W ..... from Chassis No. 64 916 up to 346 500 000 (up to Chassis No. 345 220 883 the following parts are additionally required): 141 971 121 Ground strap 111 971 511 Cable divider	1	
-	211 953 183 A	Relay – Flashing indicator 12 V 2×21 W ..... from Chassis No. 347 000 001 up to 348 500 000 from Chassis No. 349 000 001	1 1	M 37
-	211 953 215 A	Relay – Emergency flashing indicator light 12 V .. 4×21 W from Chassis No. 348 103 326 up to 348 500 000	1	M 601, M 602

Key No.	Part No.	Description	Quantity	Type and model
-	*211 953 215 C	Relay – Emergency flashing indicator light ..... 12 V 4×21 W from Chassis No. 349 000 001	1	
-	N 13 971 1	Tapping screw, fillister head B 4.8×22 ..... from Chassis No. 349 000 001	1	
-	*211 953 215 D	Relay – Emergency flashing indicator light 6 V ... 4×21 W up to Chassis No. 346 500 000 (only together with N 17 732 1)	1	
-	211 953 225	Relay – Fog lamp 6 V ..... up to Chassis No. 346 500 000	1	
-	211 953 207	Relay – Fog lamp 12 V ..... from Chassis No. 347 000 001	1	
-	111 953 225 B	Relay – Emergency light 6 V 4×18 W ..... from Chassis No. 346 000 001 up to 346 500 000	1	M 274
-	211 953 227 B	Relay – Emergency light 12 V 4×21 W ..... from Chassis No. 347 000 001 up to 348 103 325	1	M 274, M 601, M 602
-	N 13 952 1	Tapping screw, fillister head B 4.8×45 ..... from Chassis No. 347 000 001	1	M 274, M 601, M 602
-	111 953 235	Switch – Emergency light ..... from Chassis No. 346 000 001 up to 346 500 000	1	M 274
-	111 953 235 A	Switch – Emergency light ..... from Chassis No. 347 000 001 up to 347 500 000	1	M 274
-	111 953 235 B	Switch – Emergency light ..... from Chassis No. 348 000 001 up to 348 103 325	1	M 601, M 602
-	*211 953 235 A	Switch – Emergency light ..... from Chassis No. 348 103 326 up to 348 500 000 from Chassis No. 349 000 001	1 1	M 601, M 602
-	315 953 241	Lever with knob – Emergency light switch 6 V ... from Chassis No. 346 000 001 up to 346 500 000	1	M 274
-	111 953 245 A	Lever with knob – Emergency light switch 12 V .. from Chassis No. 347 000 001 up to 347 500 000	1	M 274
-	*111 953 245 B	Spindle with knob – Emergency light switch 12 V from Chassis No. 348 000 001 up to 348 500 000 from Chassis No. 349 000 001	1 1	M 601, M 602

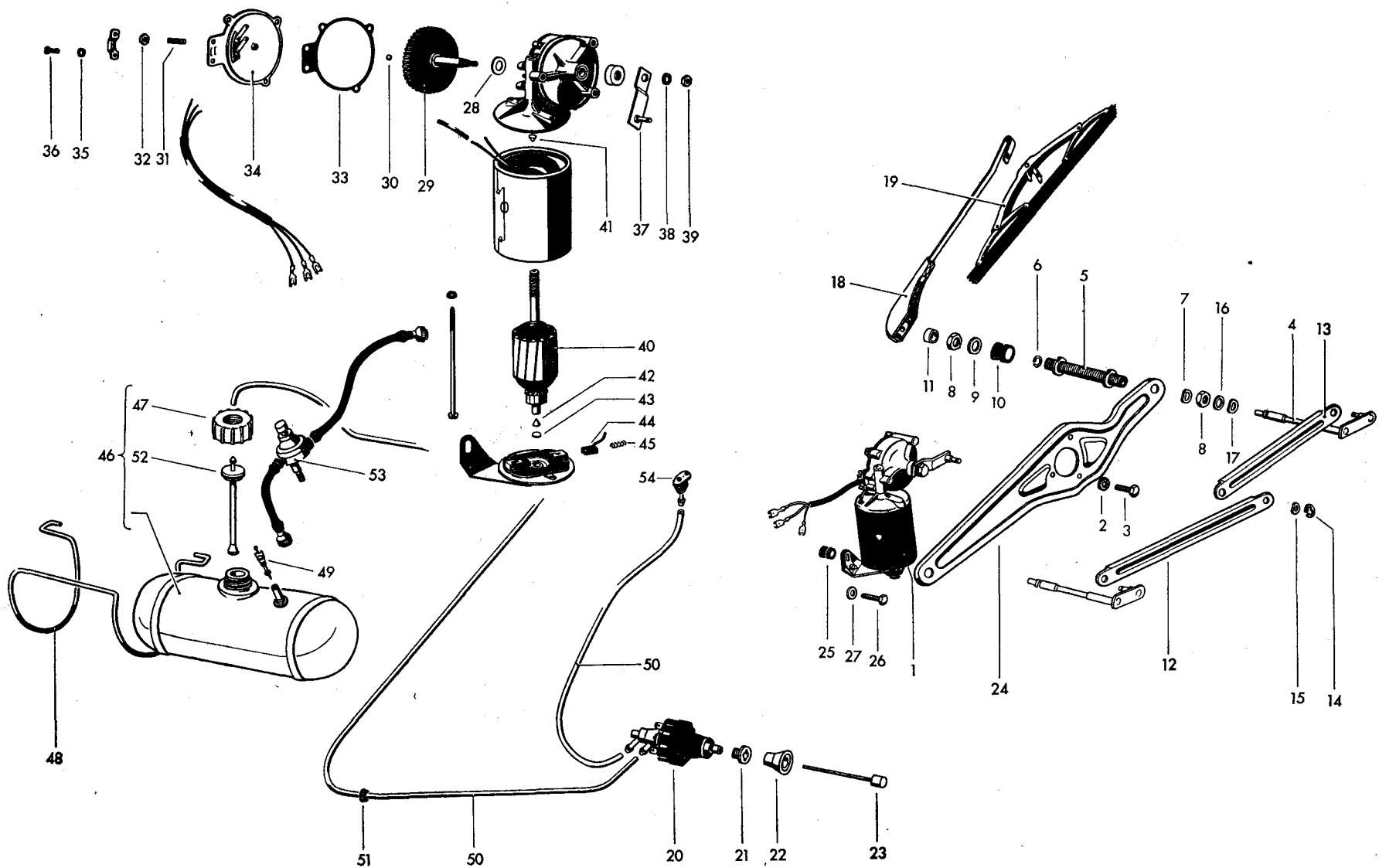
Key No.	Part No.	Description	Quantity	Type and model
-	111 953 255	Lens, red with symbol, for emergency light switch from Chassis No. 346 000 001 up to 347 500 000	1	M 274
-	111 941 543 E	Lens, red without symbol, ..... for emergency light switch from Chassis No. 348 000 001 up to 348 500 000	1	M 601, M 602
-	*111 941 543 F	Lens, red with symbol, for emergency light switch from Chassis No. 348 000 001	1	
-	111 941 515 C	Escutcheon M 12×1 – Switch – Emergency light .. from Chassis No. 347 000 001 up to 347 500 000	1	M 274
-	*111 941 515 D	Escutcheon M 14×1 – Switch – Emergency light .. from Chassis No. 348 000 001 up to 348 500 000 from Chassis No. 349 000 001	1 1	M 601, M 602
-	N 17 751 1	Bulb JG 6 V 1.2 W .....	1	M 274
-	N 17 751 2	Bulb JG 12 V 1.2 W .....	1 1	M 274, M 601, M 602
27	343 953 503	Indicator switch with steering lock and ..... ignition/starter switch up to Chassis No. 346 500 000 043 grey-black 8/61 - 7/66 671 Teak - 51 8/65 - 7/66 651 pigalle - 79	1	
-	343 953 503 A	Indicator switch with ignition/starter switch ..... up to Chassis No. 346 500 000 043 grey-black 8/61 - 7/66 671 Teak - 51 8/65 - 7/66 651 pigalle - 79	1	M 248
-	343 953 503 D	Indicator switch with steering lock and ..... ignition/starter switch without lock cylinder from Chassis No. 347 000 001 up to 347 500 000 043 grey-black 8/66 - 7/67	1	
-	311 953 503 Q	Indicator switch with ..... ignition/starter switch without lock cylinder from Chassis No. 348 000 001	1	
-	311 953 503 R	Indicator switch with ignition/starter switch without lock cylinder from Chassis No. 348 000 001	1	M 248
28	N 14 709 1	Screw, cheese head M 8×22 DIN 912 galvanized	1	

Key No.	Part No.	Description	Quantity	Type and model
-	311 953 513 B	Indicator switch-upper part ..... from Chassis No. 348 000 001	1	
29	341 953 515	Lever - Indicator switch ..... 9/61 - 043 grey-black 8/65 - 7/66 671 Teak - 51 8/65 - 7/66 651 pigalle - 79	1	
30	311 953 527	Circlip - Lever ..... 1	1	
31	311 953 529	Button - Flashing indicator switch ..... 1	1	
32	311 953 551	Switch plate with contact plate - Indicator switch 1	1	
33	N 11 365 1	Tapping screw, cheese head B 2.9×9.5 DIN 7971 2	2	
34	311 953 559	Connection plate - Indicator switch ..... 1	1	
35	N 11 367 2	Tapping screw, cheese head B 3.5×9.5 DIN 7971 galvanized 2	2	
-	111 953 535 B	Contact ring - Flashing indicator switch ..... from Chassis No. 348 000 001 1	1	
-	111 953 559	Ball bearing - Indicator switch ..... from Chassis No. 348 000 001 1	1	
-	111 953 561	Insulating half ring, left - Ball bearing ..... from Chassis No. 348 000 001 1	1	
-	111 953 562	Insulating half ring, right - Ball bearing ..... from Chassis No. 348 000 001 1	1	
-	111 953 563	Circlip - Ball bearing ..... from Chassis No. 348 000 001 1	1	
-	111 953 573	Bolt - Indicator switch-upper part ..... from Chassis No. 348 000 001 4	4	
-	111 953 575	Spring - Indicator switch-upper part ..... from Chassis No. 348 000 001 1	1	
-	111 953 575 A	Tension spring - Indicator switch-upper part ..... from Chassis No. 348 000 001 1	1	
-	111 953 577	Friction piece - Spring ..... from Chassis No. 348 000 001 2	2	



***Genuine VW Parts***

***rigidly factory inspected***



Key No.	Part No.	Description	Quantity	Type and model
<b>WINDSHIELD WIPER AND WASHER UNIT</b>				
1	343 955 111 D	Motor – Windshield wiper 6 V ..... up to Chassis No. 346 500 000	1	343, 345
-	344 955 111 C	Motor – Windshield wiper (RHD) 6 V ..... up to Chassis No. 346 500 000	1	344, 346
-	343 955 113 A	Motor – Windshield wiper 12 V ..... from Chassis No. 347 000 001 up to 347 500 000	1	
-	343 955 113 B	Motor – Windshield wiper 12 V (screened) ..... from Chassis No. 347 000 001 up to 347 500 000	1	
-	343 955 113 E	Motor – Windshield wiper 12 V ..... from Chassis No. 348 000 001 (for suppression, use also 311 955 203)	1	
-	311 955 203	Suppressor choke – Wiper motor ..... from Chassis No. 348 000 001	1	
2	N 12 105 1	Spring washer A 6.4 .....	3	
3	N 10 212 3	Bolt, hex. head M 6×12 .....	3	
4	*311 955 221 A	Windshield wiper shaft with crank 5 mm $\phi$ ..... (only when used with 311 955 227 A) up to Chassis No. 347 500 000	2	
-	*311 955 221 B	Windshield wiper shaft with crank 7 mm $\phi$ ..... from Chassis No. 348 000 001	2	
5	*311 955 227 A	Bearing 80 mm – Windshield wiper shaft ..... (up to Chassis No. 347 500 000, use and 311 955 221 A, 311 955 221 B from Chassis No. 348 000 001)	2	
6	*311 955 237	Lock ring – Windshield wiper shaft .....	2	
7	N 12 232 1	Spring washer B 12 .....	2	
8	*311 955 243 A	Nut, hex. M 12×1 chromium plated .....	4	
9	*311 955 255	Washer – Chromium plated .....	2	
10	*311 955 261 A	Ferrule – Windshield wiper bearing, outer .....	2	
11	*311 955 275	Bearing cover .....	2	





Key No.	Part No.	Description	Quantity	Type and model
-	341 955 325	Connecting rod – Windshield wiper (left) ..... up to Chassis No. 347 500 000	1	343, 345
-	342 955 325	Connecting rod – Windshield wiper (left) (RHD) . up to Chassis No. 347 500 000	1	344, 346
12	343 955 325	Connecting rod – Windshield wiper (left) ..... from Chassis No. 348 000 001	1	343, 345
-	344 955 325	Connecting rod – Windshield wiper (left) (RHD) .. from Chassis No. 348 000 001	1	344, 346
-	341 955 326	Connecting rod – Windshield wiper (right) ..... up to Chassis No. 347 500 000	1	343, 345
-	342 955 326	Connecting rod – Windshield wiper (right) (RHD) . up to Chassis No. 347 500 000	1	344, 346
13	343 955 326	Connecting rod – Windshield wiper (right) ..... from Chassis No. 348 000 001	1	343, 345
-	344 955 326	Connecting rod – Windshield wiper (right) (RHD) from Chassis No. 348 000 001	1	344, 346
14	*111 955 346 A	Lock washer – Connecting rod ..... up to Chassis No. 347 500 000	3	
-	N 12 436 2	Spring washer 6 ..... from Chassis No. 348 000 001	3	
15	*111 955 349	Spring washer – Connecting rod ..... up to Chassis No. 347 500 000	3	
-	*111 805 167 A	Spring washer – Connecting rod ..... from Chassis No. 348 000 001	3	
16	*311 955 343	Spacer washer – Windshield wiper shaft ..... up to Chassis No. 347 500 000	x	
17	*311 955 349	Spring washer – Windshield wiper shaft ..... up to Chassis No. 347 500 000	2	
-	311 955 407 A	Bracket with windshield wiper arm ..... up to Chassis No. 347 500 000	2	343, 345
-	344 955 407	Bracket with windshield wiper arm (RHD) ..... up to Chassis No. 346 500 000	2	344, 346
-	344 955 407 A	Bracket with windshield wiper arm (RHD) ..... from Chassis No. 347 000 001 up to 347 500 000	2	344, 346



Key No.	Part No.	Description	Quantity	Type and model
-	344 955 407 B	Bracket with windshield wiper arm (RHD) ..... from Chassis No. 348 000 001	2	344, 346
18	311 955 408	Bracket with windshield wiper arm ..... from Chassis No. 348 000 001	2	343, 345
-	311 955 425 A	Blade - Windshield wiper ..... up to Chassis No. 346 500 000	2	
-	311 955 425 B	Blade - Windshield wiper ..... from Chassis No. 347 000 001 up to 347 500 000	2	
19	311 955 425 C	Blade - Windshield wiper ..... from Chassis No. 348 000 001	2	
-	311 955 429	Rubber - Windshield wiper blade 311 955 425 ... up to Chassis No. 346 232 524	2	
-	311 955 429 A	Rubber - Windshield wiper blade 311 955 425 B .. from Chassis No. 347 000 001 up to 347 500 000	2	
-	311 955 429 B	Rubber - Windshield wiper blade 311 955 425 A .. from Chassis No. 346 232 525 up to 346 500 000	2	
-	311 955 429 C	Rubber - Windshield wiper blade 311 955 425 C .. from Chassis No. 348 000 001	2	
-	113 955 481	Nut - Line ..... from Chassis No. 348 000 001	1	
-	141 955 517	Rotary switch - Windshield washer ..... from Chassis No. 347 000 001 up to 347 500 000	1	
-	141 955 517 A	Rotary switch - Windshield washer ..... from Chassis No. 348 000 001	1	
20	*311 955 517	Push-pull type switch - Windshield wiper ..... from Chassis No. 425 853 up to 346 500 000	1	
21	*111 941 515	Escutcheon M 10x1 - Push-pull type switch ..... from Chassis No. 425 853 up to 347 500 000	1	
-	111 941 515 D	Escutcheon M 14x1 - Rotary switch ..... from Chassis No. 348 000 001	1	
22	141 955 541 A	Knob silver beige - Push-pull type switch ..... from Chassis No. 425 853 up to 346 500 000	1	
-	*113 955 541 B	Knob silver beige - Push-pull type switch ..... (conversion) up to Chassis No. 425 852	1	
-	111 955 541 C	Knob - Rotary switch ..... from Chassis No. 347 000 001 up to 347 500 000 043 grey-black	1	


8/66 - 7167



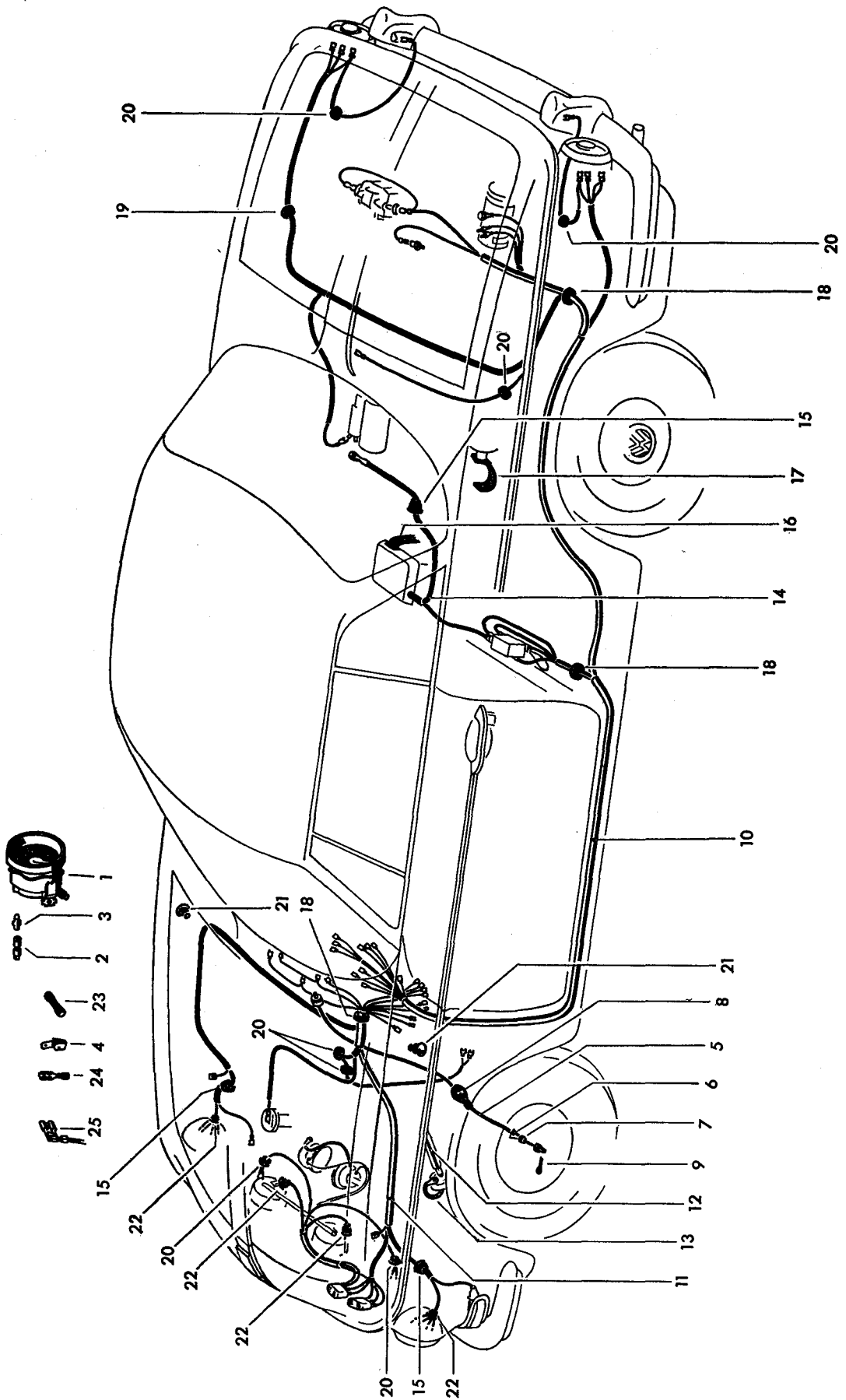
Key No.	Part No.	Description	Quantity	Type and model
-	111 941 541 C	Knob – Rotary switch ..... from Chassis No. 348 000 001	1	
-	111 941 547	Ring – Knob ..... from Chassis No. 348 000 001	1	
-	*311 955 549	Operating button – Windshield washer ..... (conversion) up to Chassis No. 425 852	1	
23	341 955 549 5/64 - 7/66	Operating button – Windshield washer ..... from Chassis No. 425 853 up to 346 500 000 466 silver beige	1	
-	111 955 549 C	Operating button – Windshield washer ..... from Chassis No. 347 000 001 up to 347 500 000	1	
-	411 955 549 A	Operating button – Windshield washer ..... (shorten to 45 mm) from Chassis No. 348 000 001	1	
24	341 955 605	Frame – Windshield wiper ..... up to Chassis No. 347 500 000	1	343, 345
-	342 955 605	Frame – Windshield wiper (RHD) ..... up to Chassis No. 347 500 000	1	344, 346
-	343 955 611	Frame – Windshield wiper ..... from Chassis No. 348 000 001	1	343, 345
-	344 955 611	Frame – Windshield wiper (RHD) ..... from Chassis No. 348 000 001	1	344, 346
25	111 955 641	Spacer (rubber) .....	1	
26	N 10 216 B	Bolt, hex. head M 6×18 .....	1	
27	N 11 695 2	Washer 6.1 .....	1	
28	311 955 749	Thrust washer – Drive shaft .....	1	
-	311 955 755	Gear – Drive shaft ..... for windshield wiper motors 341 955 111; 344 955 111	1	
29	311 955 755 A	Gear – Drive shaft ..... for windshield wiper motors 343 955 111 A/B/C/D; 344 955 111 A/B/C	1	
-	311 955 755 B	Gear – Drive shaft ..... for windshield wiper motors 343 955 113 A/B/C/D/E/F; 344 955 113 A/B/C/D/E/F	1	
30	311 955 757	Bearing ball – Drive shaft .....	1	

Key No.	Part No.	Description	Quantity	Type and model
31	N 13 010 1	Stud M 5×12 DIN 438 galvanized .....	1	
32	N 11 005 2	Nut, hex. M 5 DIN 934 galvanized .....	1	
33	311 955 779	Gasket – Gear cover .....	1	
		for windshield wiper motors 341 955 111/343 955 111 A/B/C/D; 344 955 111 A/B/C		
-	311 955 779 A	Gasket – Gear cover .....	1	
		for windshield wiper motors 343 955 113 A/B/C/D/E/F; 344 955 113 A/B/C/D/E/F		
-	311 955 783	Gear cover with contacts .....	1	
		for windshield wiper motors 341 955 111; 344 955 111		
34	311 955 783 A	Gear cover with contacts .....	1	
		for windshield wiper motors 343 955 111 A/B/C/D; 344 955 111 A/B/C		
-	311 955 783 B	Gear cover with contacts .....	1	
		for windshield wiper motors 343 955 113 A/B/C/D; 344 955 113 A/B/C/D		
35	N 12 121 2	Spring washer A 4.3 DIN 6797 galvanized .....	5	
36	N 10 703 2	Screw, cheese head AM 4×8 DIN 84 galvanized..	5	
37	311 955 791	Crank .....	1	
38	N 12 105 1	Spring washer A 6.4 DIN 6798 .....	1	
39	N 11 006 2	Nut, hex. M 6 DIN 934 galvanized .....	1	
-	311 955 813	Armature 6 V .....	1	
		for windshield wiper motor 341 955 111		
40	311 955 813 A	Armature 6 V .....	1	
		for windshield wiper motors 343 955 111 A/B/C/D; 344 955 111 A/B/C		
-	311 955 813 B	Armature 12 V .....	1	
		for windshield wiper motors 343 955 113 A/B/C/D/E/F; 344 955 113 A/B/C/D/E/F		
41	311 955 815	Thrust cone – Armature (drive side) .....	1	
		for windshield wiper motors 341 955 111; 343 955 113 A/B; 344 955 113 A/B		
42	311 955 817	Thrust cone – Armature (commutator side) .....	1	
		for windshield wiper motors 341 955 111; 343 955 113 A/B; 344 955 113 A/B		

Key No.	Part No.	Description	Quantity	Type and model
-	311 955 821	Washer – Thrust cone ..... for windshield wiper motor 341 955 111	1	
43	311 955 821 A	Thrust washer – Armature ..... for windshield wiper motors 343 955 111 A/B/C/D; 344 955 111 A/B/C	1	
-	311 955 825	Ball – Armature ..... 1		
-	311 955 841 A	Yoke with carbon brushes ..... for windshield wiper motors 343 955 113 A/C/E; 344 955 113 A/C/E	1	
44	311 955 849 A	Carbon brush for windshield wiper motor 6 V .... (see Workshop Bulletin E-34)	2	
45	311 955 853	Spring – Carbon brush ..... 3		
-	311 955 863	Screw – Bracket ..... 2 for windshield wiper motors 343 955 113 A/B/C/D/E/F; 344 955 113 A/B/C/D/E/F		
-	311 955 865	Bracket – Gear cover ..... 2 for windshield wiper motors 343 955 113 A/B/C/D/E/F; 344 955 113 A/B/C/D/E/F		
46	113 955 941 A	Container – Washer unit ..... 1		
47	111 955 947 A	Screw cap – Container ..... 1		
48	113 955 949	Bracket – Water container ..... 1		
49	111 955 951	Valve unit – Container ..... 1		
50	N 18 057 1	Hose 2.5×1.75×10 000 ..... x		
51	311 971 913	Grommet 12.5×2 – Hose ..... 1		
52	111 955 977 A	Sealing disc – Fluid container ..... 1		
53	311 955 979	Hose with valve between spare wheel ..... and washer container	1	
54	111 955 993	Jet – Windshield washer ..... 1		



***Genuine VW Parts***  
***rigidly factory inspected***



Key No.	Part No.	Description	Quantity	Type and model
<b>SPEEDOMETER</b>				
-	341 957 017	Speedometer ..... up to Chassis No. 221 974	1	
-	341 957 017 A	Speedometer (Knob brass-colored) ..... from Chassis No. 221 975 up to 345 020 907	1	
-	341 957 017 B	Speedometer (Knob brass-colored) ..... from Chassis No. 345 020 908 up to 346 042 883	1	
1	341 957 017 C	Speedometer (Knob silver-colored) ..... from Chassis No. 346 042 884	1	
-	341 957 019 A	Speedometer, miles (Knob brass-colored) ..... up to Chassis No. 345 020 907	1	M 20
-	341 957 019 B	Speedometer, miles (Knob brass-colored) ..... from Chassis No. 345 020 908 up to 346 042 883	1	M 20
-	341 957 019 C	Speedometer, miles (Knob silver-colored) ..... from Chassis No. 346 042 884	1	M 20
-	341 957 375	Gasket - Speedometer ..... up to Chassis No. 345 020 907	1	
-	341 957 375 A	Gasket - Speedometer ..... from Chassis No. 345 020 908	1	
2	111 957 397	Socket - Bulb .....	2	
3	N 17 722 1	Bulb J 6 V 1.2 W DIN 72 601 .....	2	
-	N 17 722 2	Bulb J 12 V 2 W DIN 72 601 .....	2	
4	111 971 511	Cable divider .....	1	
5	341 957 801 A	Cable, length: 1100 mm - Speedometer .....	1	343, 345
-	112 957 801 F	Cable, length: 1585 mm (RHD) - Speedometer ...	1	344, 346
6	111 957 851	no longer available, superseded by: 111 957 855 B	1	
7	111 957 855 B	Grommet - Speedometer cable .....	1	
8	111 957 861	Grommet - Speedometer cable in side panel .... up to Chassis No. 348 500 000	1	
-	111 971 911	Grommet - Speedometer cable in side panel .... from Chassis No. 349 000 001	1	
9	N 12 512 1	Cotter pin 2x12 DIN 94 .....	1	
-	N 12 434 1	Lock washer 4 DIN 6799 .....	1	



Key No.	Part No.	Description	Quantity	Type and model
---------	----------	-------------	----------	----------------

**MOTOR – SLIDING ROOF**  
(see also Illustration 11)

-	345 959 601	Motor 6 V – Sliding roof ..... up to Chassis No. 346 500 000	1	345, 346
-	345 959 605	Motor 12 V – Sliding roof ..... from Chassis No. 347 000 001 up to 348 038 809	1	345, 346
-	345 959 605 A	Motor 12 V – Sliding roof ..... from Chassis No. 348 038 810	1	345, 346
-	345 959 621	Switch – Sliding roof motor ..... up to Chassis No. 348 003 127	1	345, 346
-	345 959 621 A	Switch – Sliding roof motor ..... from Chassis No. 348 003 128	1	345, 346
-	345 959 675	Carbon brush – Sliding roof motor .....	2	345, 346

**ELECTRICAL PARTS FOR STATIONARY HEATER**

from Chassis No. 345 070 051  
(see also Illustration A 2)

M 246

-	311 963 091 A	Heater plug 195 G .....	1	
-	311 963 105	Push-pull switch .....	1	
-	311 963 109	Intermediate piece – Push-pull switch .....	1	
-	311 963 111	Escutcheon – Push-pull switch .....	1	
-	311 963 113	Switch spindle with knob .....	1	
-	311 963 129	Lens – Knob .....	1	
-	311 963 133	Retaining spring – Bulb .....	1	
-	311 963 141	Relay 12 V – Rear window glass (heatable) .....	1	M 102
-	311 963 181	Clip – Connector .....	1	M 47
-	N 17 722 1	Bulb J 6 V 1.2 W DIN 72 601 .....	1	

Key No.	Part No.	Description	Quantity	Type and model
---------	----------	-------------	----------	----------------

**ELECTRIC WIRING**

-	344 971 012 C	Main harness (RHD) ..... from Chassis No. 346 000 001 up to 347 500 000	1	344, 346
-	346 971 012	Main harness (RHD) ..... up to Chassis No. 345 220 883	1	344, 346
10	343 971 019 H	Main harness .....	1	343, 345
-	344 971 019	Main harness (RHD) ..... from Chassis No. 348 000 001 up to 348 500 000	1	344, 346
-	344 971 019 H	Main harness (RHD) ..... from Chassis No. 349 000 001	1	344, 346
-	343 971 077 A	Harness front ..... up to Chassis No. 345 220 883	1	M 274
-	343 971 079	Harness front ..... up to Chassis No. 346 500 000	1	343, 345
11	343 971 079 J	Harness front ..... from Chassis No. 347 000 001	1	343, 345
-	344 971 079	Harness front (RHD) ..... from Chassis No. 346 000 001 up to 346 500 000	1	344, 346
-	344 971 079 F	Harness front (RHD) ..... up to Chassis No. 345 220 883 from Chassis No. 347 000 001	1	344, 346
-	343 971 089	Harness front ..... from Chassis No. 346 000 001 up to 346 500 000	1	M 274
-	343 971 089 B	Harness front ..... from Chassis No. 347 000 001 up to 347 500 000	1	M 274
-	141 971 121	Ground strap – Flashing indicator relay ..... up to Chassis No. 345 220 883	1	
12	113 971 189 A	Ground cable between horn lever ..... and steering coupling	1	

Key No.	Part No.	Description	Quantity	Type and model
-	111 971 215 A	Ground strip – Windshield wiper motor ..... up to Chassis No. 348 500 000	1	
13	311 971 223	Ground cable – Steering gear .....	1	
14	311 971 225 C	Cable – Starting motor .....	1	
15	311 941 189	Grommet – Starting motor cable .....	4	
16	111 971 235 C	Strap – Battery to ground .....	1	
17	003 971 237	Ground strap – Transmission to chassis .....	1	
-	*111 971 511	Cable divider .....	x	
-	111 971 519 A	Flat terminal – Ground connection .....	x	
18	141 971 907	Grommet 23.5×8.5 .....	3	
19	111 971 911	Grommet 16.5×4 .....	1	
20	311 971 913	Grommet 12.5×2 .....	7	
-	143 971 919	Grommet – Glass (heatable) – Rear window .....	2	M 102
-	311 971 921	Cap – Female .....	x	
-	113 971 923	Cap – Grommet .....	2	M 102
21	311 949 149 A	Grommet 13×2 .....	2	
22	141 941 199 A	Grommet 14.5 .....	4	
-	113 971 935	Push-on connector – Steering coupling .....	1	
23	111 971 939	Butt connector .....	x	
-	*311 971 939	Cable clip .....	4	M 102
24	*111 971 941	Flat terminal 6.3×6 – Cable B 0.5–2.5 .....	x	
-	111 971 943	Flat terminal 6.3×6 – Cable B 3–6 .....	x	
25	111 971 951	Angle terminal sleeve EF 7.7×2.5 with cable for headlamp connection	x	

Key No.	Part No.	Description	Quantity	Type and model
-	113 971 975	Connector (3 points) ..... from Chassis No. 348 000 001	1	
-	111 971 977	Flat terminal insulator, single ..... from Chassis No. 348 000 001	x	
-	111 971 979	Cable divider - Brake light switch ..... from Chassis No. 348 000 001	1	
-	111 971 981	Grommet - Cable divider ..... from Chassis No. 348 000 001	1	
-	N 18 203 3	Cable W 0.5 .....	*	
-	N 18 219 9	Cable W 0.75 .....	*	
-	N 18 227 7	Cable W 1.0 .....	*	
-	N 18 231 1	Cable W 1.5 .....	*	
-	N 18 248 8	Cable W 2.5 .....	*	
-	N 18 263 3	Cable W 6.0 .....	*	

Part No.	Description	Quantity
----------	-------------	----------

**SP SETS**

<b>111 998 105 A</b>	<b>1 emergency light set 6 V for service installation up to Chassis No. 346 500 000</b>	
	comprising:	
211 953 215 D	Emergency light/flashing indicator – Relay 6 V .....	1
211 953 235 A	Switch – Emergency light .....	1
111 953 245 B	Spindle with knob .....	1
111 941 515 D	Escutcheon for switch – Emergency light .....	1
111 941 543 F	Lens, red without symbol, for emergency light switch .....	1
111 971 511	Cable divider .....	3
111 971 941	Flat terminal 6.3×2.5 .....	1
N 12 127 2	Spring washer A 6.4 .....	1
N 13 971 1	Screw, countersunk raised head B 4.8×22 .....	1
N 17 751 1	Bulb JG 6 V 1.2 W .....	1
	Cable connector .....	1
	Harness – Emergency light .....	1
<b>111 998 107 A</b>	<b>1 emergency light set 12 V for service installation from Chassis No. 347 000 001</b>	
	comprising:	
211 953 215 C	Emergency light/flashing indicator – Relay 12 V .....	1
211 953 235 A	Switch – Emergency light .....	1
111 953 245 B	Spindle with knob .....	1
111 941 515 D	Escutcheon for switch – Emergency light .....	1
111 941 543 F	Lens, red without symbol, for emergency light switch .....	1
111 971 511	Cable divider .....	3
111 971 941	Flat terminal 6.3×2.5 .....	1
N 12 127 2	Spring washer A 6.4 .....	1
N 13 971 1	Screw, countersunk raised head B 4.8×22 .....	1
N 17 751 2	Bulb JG 12 V 1.2 W .....	1
	Cable connector .....	1
	Harness – Emergency light .....	1

Part No.	Description	Quantity
<b>111 998 133</b>	<b>1 set of installation parts for rear window glass 12 V, heatable from Chassis No. 347 000 001</b>	
	comprising:	
311 963 141	Relay 12 V .....	1
211 947 511 C	Tumbler switch .....	1
113 919 237	Warning lamp .....	1
111 937 093 A	Connector .....	1
111 971 511	Cable divider .....	2
111 971 941	Flat terminal 6.3×2.5 .....	10
311 971 939	Cable clip .....	4
N 17 722 2	Bulb J 12 V 2 W .....	1
N 13 968 1	Tapping screw, fillister head B 4.8×13 .....	1
N 12 104 2	Spring washer A 5.3 .....	1
<b>111 998 135</b>	<b>Back-up lamp for service installation from Chassis No. 347 000 001</b>	
	comprising:	
111 941 072	Back-up lamp .....	2
211 941 521	Switch .....	1
111 941 539	Boot .....	2
111 941 545	Nut, hex. ....	2
311 963 181	Plastic clip .....	1
111 937 078	Cable divider .....	1
N 12 010 2	Lock washer B 10 DIN 127 galvanized .....	2
N 13 816 1	Gasket A 18×24 DIN 7603 .....	1
	Cable harness – Back-up lamp .....	1
	Cable harness – Switch .....	2
<b>111 998 141</b>	<b>Windshield washer parts for press button switch 311 941 511 A/513 up to Chassis No. 425 852</b>	
	comprising:	
	Screw 2×20 .....	2
	Cover plate .....	1
	Gasket .....	1
	Spring .....	1
	Valve .....	1

Part No.	Description	Quantity
<b>311 998 143</b>	<b>Conversion kit for press button switch 311 941 511 A</b> up to Chassis No. 425 852 comprising:	
111 941 515	Escutcheon .....	2
315 941 515	Trim plate – Press button switch .....	1
311 941 531 A	Push-pull switch – Headlamp .....	1
113 941 541	Knob – Push-pull lighting switch .....	1
311 955 517	Push-pull switch – Windshield wiper .....	1
113 955 541 B	Knob – Push-pull switch .....	1
311 955 549	Operating button .....	1
<b>311 998 161</b>	<b>Windshield wiper shaft with mounting parts</b> up to Chassis No. 347 500 000 comprising:	
311 955 221 A	Windshield wiper shaft .....	1
311 955 227 B	Bearing .....	1
311 955 237	Lockring .....	1
311 955 243 A	Nut, hex. M 12×1 .....	2
311 955 255	Washer .....	1
311 955 261 A	Ferrule .....	1
311 955 275	Bearing cover .....	1
311 955 343	Spacer washer .....	6
111 955 346 A	Lock washer .....	1
111 955 349	Spring washer .....	1
311 955 349	Spring washer .....	1
N 12 232 1	Spring washer .....	1
<b>311 998 161 A</b>	<b>Windshield wiper shaft with mounting parts</b> from Chassis No. 348 000 001 comprising:	
111 805 167 A	Spring washer .....	1
311 955 221 B	Windshield wiper shaft .....	1
311 955 227 B	Bearing .....	1
311 955 237	Lockring .....	1
311 955 243 A	Nut, hex. M 12×1 .....	2
311 955 255	Washer .....	1
311 955 261 A	Ferrule .....	1
311 955 275	Bearing cover .....	1
311 955 343	Spacer washer .....	6
311 955 349	Spring washer .....	1
N 12 232 1	Spring washer .....	1
N 12 436 2	Lock washer .....	1

C

C

C

C




# MAIN GROUP



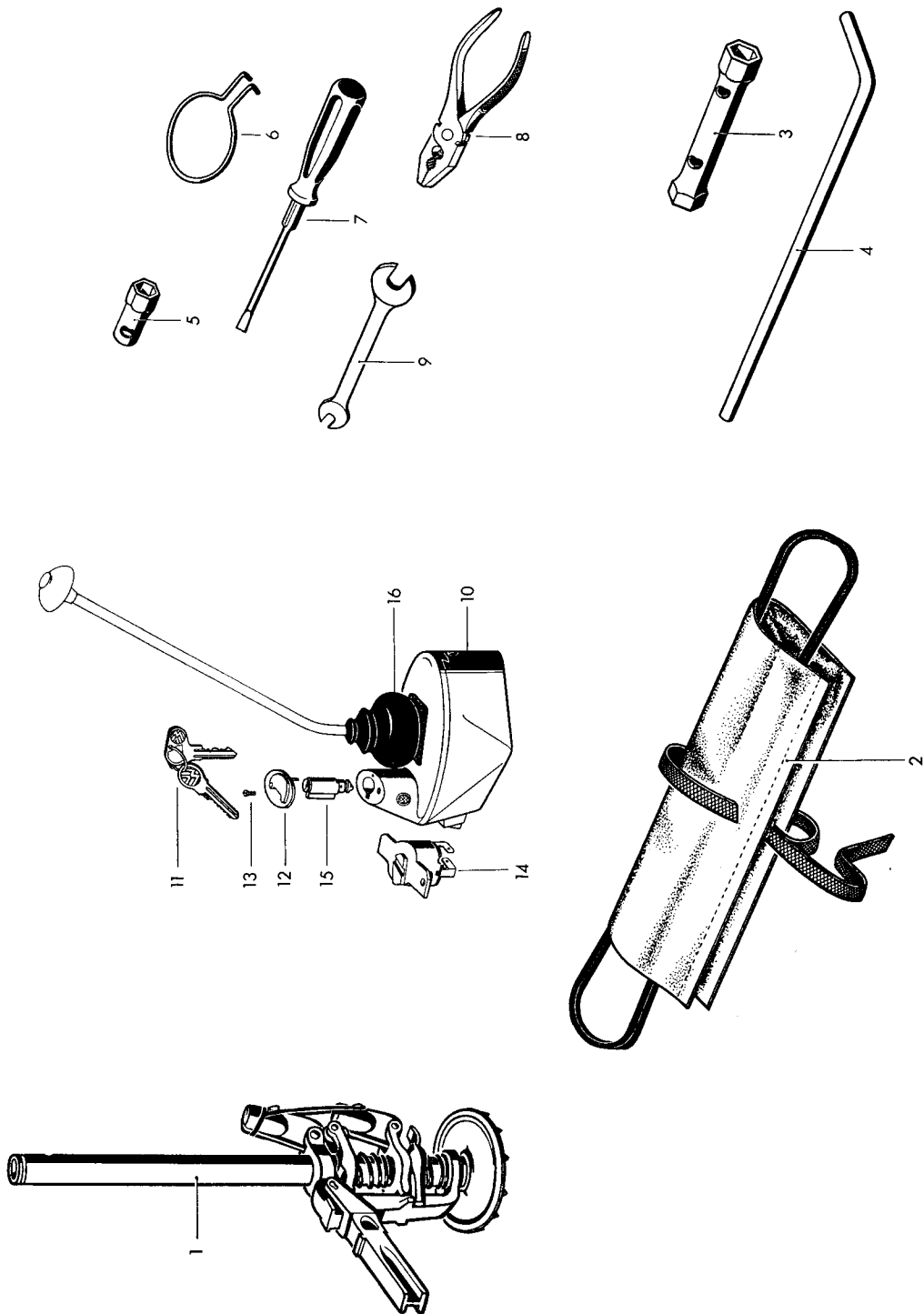
---

## ACCESSORIES

	Illustration
11 Jack	17
12 Tools	17
16 Gearshift locks	17



***Genuine VW Parts***  
***rigidly factory inspected***





Key No.	Part No.	Description	Quantity	Type and model
<b>JACK</b>				
1	111 011 031 C	Jack without handle .....	1	
<b>TOOLS</b>				
2	111 012 021	Tool kit ..... up to Chassis No. 140 3100 000	1	
-	111 012 021 A	Tool kit ..... from Chassis No. 141 2000 001	1	
3	113 012 201 A	Socket wrench – Spark plug and wheel bolts ....	1	
-	113 012 201 C	Socket wrench – Spark plug ..... from Chassis No. 141 2000 001	1	
4	111 012 221	Tommy bar 400 mm – Socket wrench and jack ...	1	
-	113 012 221	Tommy bar, length 184 mm – Socket wrench .... from Chassis No. 141 2000 001	1	
5	111 012 235 B	Socket wrench 13 .....	1	
6	311 012 243	Hub cap removal tool .....	1	
7	111 012 255	Screwdriver for slotted and Phillips head screws	1	
8	N 30 002 1	Combination pliers .....	1	
-	N 30 054 1	Wrench 8×12 .....	1	
9	N 30 055 1	Wrench 8×13 .....	1	
-	211 000 285	Sticker "Battery" .....	1	
-	111 900 275	Sticker "12 V" .....	1	M 610



Key No.	Part No.	Description	Quantity	Type and model
<b>GEARSHIFT LOCKS M 59</b>				
-	113 016 051	Gearshift lock (Anti-theft device "Sperrwolf") ... up to Chassis No. 4 010 994	1	
-	113 016 051 A	Gearshift lock (Anti-theft device "Sperrwolf") ... with ignition starter switch from Chassis No. 4 010 995 up to 4 400 050	1	
-	113 016 051 B	Gearshift lock (Anti-theft device "Sperrwolf") ... with ignition switch (Saxomat) from Chassis No. 4 010 995 up to 146 1021 300	1	M 5
10	113 016 051 C	Gearshift lock (Anti-theft device "Sperrwolf") ... with ignition switch (for tapered gearshift levers) from Chassis No. 4 400 051 up to 146 1021 300	1	
11	111 837 219 A 8/55 - 12/56 8/55 - 12/56 1/57 - 11/59 12/60 - 7/64 8/64 - 7/66	Key - Gearshift lock (specify key number) ..... S69 Profile B S70 Profile C S71 Profile 2 S77 Profile CZ S78 Profile H	x	
-	111 016 053 A	Key blank BKS - Gearshift lock ..... from Chassis No. 2 801 613 up to 3 551 044	x	
12	113 016 054	Cover - Lock cylinder .....	1	
13	N 10 901 2	Screw, countersunk head AM 3x8 .....	1	
-	113 016 063	Ignition starter switch ..... (for gearshift lock with cable opening at side) for gearshift lock 113 016 051 A/B	1	
14	113 016 063 A	Ignition starter switch ..... (for gearshift lock with cable opening, front) for gearshift lock 113 016 051 A/B/C	1	
15	113 016 067	Lock cylinder with keys (profile CZ) ..... from Chassis No. 3 551 045 up to 6 502 399	1	
16	141 711 115 8/60 - 7/62 8/60 - 7/62 8/62 - 7/64 8/64 - 7/65 8/65 - 7/66	Boot - Gearshift lock ..... 264 rock grey - 57, 61, 75, 76 469 anthracite - 58, 59, 62, 63, 74, 77, 78, 80 043 grey-black 469 anthracite 043 grey-black	1	



# STANDARD PARTS

Part No.	Description	Page
N 10 023 2	Bolt, hex. head M 10×45/25 DIN 70 613 galvanized . . . . .	7-5
N 10 063 1	Bolt, hex. head M 10×30 DIN 70 614 . . . . .	7-5
N 10 205 2	Bolt, hex. head M 5×10 DIN 933 galvanized . . . . .	2-6; 8-8
N 10 206 1	Bolt, hex. head M 5×6 DIN 933 . . . . .	8-44
N 10 207 3	Bolt, hex. head M 5×12 DIN 933 galvanized . . . . .	8-46, 58 c, 75; 9-14
N 10 209 1	Bolt, hex. head M 5×25 DIN 933 . . . . .	8-43
N 10 210 7	Bolt, hex. head M 6×10 DIN 933 galvanized . . . . .	2-5, 18; 7-5; 8-25, 26, 29, 30a, 63
N 10 212 3	Bolt, hex. head M 6×12 DIN 933 galvanized . . . . .	2-11; 7-5; 8-11, 12a, 16, 17, 28, 63; 9-19
N 10 215 4	Bolt, hex. head M 6×15 DIN 933 galvanized . . . . .	2-17, 18; 8-16
N 10 216 8	Bolt, hex. head M 6×18 DIN 933 galvanized . . . . .	8-17, 28; 9-22
N 10 238 7	Bolt, hex. head M 8×15 DIN 933 galvanized . . . . .	7-7, 8, 9
N 10 239 0	Bolt, hex. head M 8×18 DIN 933 high-polish galvanized..	7-8; 8-15, 17
N 10 240 4	Bolt, hex. head M 8×20 DIN 933 . . . . .	7-9; 9-13
N 10 252 4	Bolt, hex. head M 10×20 DIN 933 . . . . .	7-7
N 10 254 6	Bolt, hex. head M 10×25 DIN 933 . . . . .	8-19, 79
N 10 261 1	Bolt, hex. head M 4×15 DIN 933 galvanized . . . . .	8-62
N 10 271 1	Bolt, hex. head M 8×70 DIN 933 . . . . .	8-16
N 10 335 4	Bolt, hex. head M 8×35 DIN 931 galvanized . . . . .	7-8, 9
N 10 370 1	Bolt, hex. head BM 8×70 DIN 931 chromium plated . . . . .	7-8, 9
N 10 430 1	Bolt, hex. head BM 10×30 K DIN 931 . . . . .	8-68
N 10 445 1	Bolt, hex. head M 10×45 DIN 931 . . . . .	7-7
N 10 450 1	Bolt, hex. head M 10×50 DIN 931 . . . . .	8-19, 79
N 10 465 1	Bolt, hex. head M 10×65 DIN 931 . . . . .	8-19, 20, 79, 80
N 10 470 2	Bolt, hex. head M 10×70 DIN 931 galvanized . . . . .	8-20, 80
N 10 695 1	Screw, cheese head AM 4×6 DIN 84 galvanized . . . . .	9-13
N 10 700 1	Screw, cheese head AM 5×12 DIN 84 . . . . . high-polish galvanized	8-28
N 10 702 1	Screw, cheese head AM 5×15 DIN 84 . . . . .	2-11
N 10 703 2	Screw, cheese head AM 4×8 DIN 84 . . . . .	9-22a

# STANDARD PARTS

Part No.	Description	Page
N 10 710 1	Screw, cheese head AM 6×10 DIN 84 galvanized . . . . .	2-3, 5, 6
N 10 719 1	Screw, cheese head AM 6×20 DIN 84 galvanized . . . . .	8-9
N 10 722 1	Screw, cheese head AM 5×35 DIN 84 . . . . .	2-11
N 10 824 1	Screw, fillister head AM 4×50 DIN 85 galvanized . . . . .	9-5
N 10 878 1	Screw, fillister head M 10×10 DIN 923 chromium plated..	8-68
N 11 004 2	Nut, hex. M 4 DIN 934 galvanized . . . . .	8-30a, 44; 9-5
N 11 005 2	Nut, hex. M 5 DIN 934 galvanized . . . . .	2-19; 8-10; 9-22
N 11 006 2	Nut, hex. M 6 DIN 934 galvanized . . . . .	2-15, 18, 19; 8-11, 28, 43, 63; 9-22a
N 11 008 3	Nut, hex. M 8 DIN 934 galvanized . . . . .	7-7, 8, 9; 8-28, 29
N 11 118 1	Nut, hex. BM 8 DIN 439 galvanized . . . . .	2-5
N 11 321 1	Tapping screw, countersunk head BZ 2.2×9.5 DIN 7972.. chromium plated	8-34a
N 11 322 1	Tapping screw, countersunk head B 2.9×9.5 DIN 7972 ... chromium plated	8-28, 39, 46, 77
N 11 325 3	Tapping screw, countersunk head B 3.5×13 DIN 7972 ... high-polish galvanized	8-34a
N 11 365 1	Tapping screw, cheese head B 2.9×9.5 DIN 7971 . . . . .	8-29, 38, 51, 58d; 9-16a
N 11 367 2	Tapping screw, cheese head B 3.5×9.5 DIN 7971 . . . . . galvanized	2-18; 8-12a, 17, 45; 9-16a
N 11 372 3	Tapping screw B 3.9×6.5 DIN 7971 galvanized . . . . .	2-5
N 11 380 1	Tapping screw, cheese head B 4.2×9.5 DIN 7971 . . . . . chromium plated	8-75, 76
N 11 456 1	Tapping screw, countersunk raised head B 2.9×16 . . . . . DIN 7973 chromium plated	2-8b; 8-16, 24, 73, 77; 9-6b
N 11 521 1	Washer A 3.7 DIN 125 . . . . .	2-18
N 11 522 2	Washer A 4.3 galvanized . . . . .	8-75
N 11 523 3	Washer A 5.3 DIN 125 galvanized . . . . .	2-11; 8-8, 75
N 11 524 4	Washer A 6.4 DIN 125 . . . . .	2-15, 17, 18, 19; 8-25, 28, 63
N 11 525 2	Washer 8.4 DIN 125 . . . . .	8-28
N 11 526 2	Washer B 8.4 DIN 125 high-polish galvanized . . . . .	7-7; 8-16;
N 11 527 1	Washer A 10.5 DIN 125 galvanized . . . . .	8-19, 79
N 11 555 1	Washer 4.3 DIN 433 . . . . .	8-12a; 9-5



# STANDARD PARTS

Part No.	Description	Page
N 11 578 1	Concave washer 3.7 .....	8-58 d
N 11 652 1	Washer 7 galvanized .....	2-3, 5, 6
N 11 664 1	Washer 4.1 .....	8-44
N 11 670 1	Washer 8.1 .....	7-8, 9; 8-19, 79
N 11 695 2	Washer 6.1 galvanized .....	8-9, 16, 18, 27, 28, 29, 58 c; 9-22
N 11 734 1	Screw, countersunk head AM 4×8 DIN 87 galvanized ...	8-25, 26
N 12 005 1	Lock washer B 5 DIN 127 galvanized .....	9-14
N 12 006 2	Lock washer B 6 DIN 127 galvanized .....	2-15, 18
N 12 008 2	Lock washer B 8 DIN 127 galvanized .....	7-7; 9-13
N 12 010 2	Lock washer B 10 DIN 127 galvanized .....	7-5, 7; 8-19, 79
N 12 052 1	Clamping plate 3 .....	8-40
N 12 081 1	Speed nut B 6 .....	8-45
N 12 104 2	Spring washer A 5.3 DIN 6798 galvanized .....	8-34, 44
N 12 105 1	Spring washer A 6.4 DIN 6798 .....	8-61, 63; 9-19, 22 a
N 12 108 2	Spring washer A 8.4 DIN 6798 galvanized .....	8-29
N 12 116 1	Shake-proof washer V 4.3 DIN 6798 .....	8-26
N 12 121 2	Shake-proof washer A 4.3 DIN 6797 galvanized .....	8-44, 63; 9-22 a
N 12 131 2	Shake-proof washer J 3.7 DIN 6797 galvanized .....	7-6; 9-13
N 12 224 1	Spring washer B 4 DIN 137 .....	8-44
N 12 225 1	Spring washer B 5 DIN 137 galvanized .....	2-19; 8-8, 10, 58 c, 62
N 12 226 2	Spring washer B 6 DIN 137 galvanized .....	2-5, 11, 15, 17, 18; 7-5; 8-9, 11, 12 a, 16, 18, 26, 27, 28, 29, 43
N 12 228 2	Spring washer B 8 DIN 137 galvanized .....	7-8, 9; 8-15, 17, 19, 28, 79
N 12 231 1	Spring washer A 10 DIN 137 .....	7-5
N 12 232 1	Spring washer B 12 DIN 137 .....	9-19
N 12 238 2	Spring washer B 16 DIN 137 galvanized .....	8-46 a
N 12 405 1	Lockring 5×0.6 DIN 471 galvanized .....	8-27, 62
N 12 408 1	Lockring 8×0.8 DIN 471 .....	8-16, 17
N 12 434 1	Lock washer 4 DIN 6799 .....	2-5; 8-34; 9-25

# STANDARD PARTS

Part No.	Description	Page
N 12 436 2	Lock washer 6 DIN 6799 galvanized	8-29; 9-20
N 12 512 1	Cotter pin 2×12 DIN 94	9-25
N 12 935 1	Wood screw, countersunk head 4×17 DIN 97 high polish galvanized	8-77
N 13 010 1	Stud M 5×12 DIN 438 galvanized	9-22
N 13 041 1	Stud M 2.6×5 DIN 417 galvanized	8-18
N 13 044 1	Stud M 2.6×8 DIN 417	8-26
N 13 074 1	Stud M 3×5 DIN 551 high polish galvanized	8-34a
N 13 322 1	Pin 2.5×10 DIN 1481	8-75
N 13 327 1	Pin 3×18 DIN 1481	8-68
N 13 331 1	Pin 2×12 DIN 1481	8-30a
N 13 348 1	Pin 3×24 DIN 1481	8-68
N 13 802 1	Gasket A 5×9 DIN 7603	9-3
N 13 807 1	Gasket A 8×11.5 DIN 7603	2-16, 17
N 13 811 1	Gasket A 10×13.5 DIN 7603	9-3
N 13 816 1	Gasket A 18×24 DIN 7603	9-6b
N 13 836 1	Gasket C 36×42 DIN 7603	2-3
N 13 952 1	Tapping screw, fillister head B 4.8×45 DIN 7981 galvanized	9-15
N 13 954 1	Tapping screw, fillister head 2.9×13 DIN 7981 chromium plated	8-61
N 13 958 3	Tapping screw, fillister head B 3.5×13 DIN 7981 galvanized	7-6; 8-54b; 9-10
N 13 962 1	Tapping screw, fillister head B 3.9×16 DIN 7981	8-46
N 13 967 1	Tapping screw, fillister head B 4.2×19 DIN 7981 high-polish galvanized	8-44
N 13 968 1	Tapping screw, fillister head B 4.8×13 DIN 7981 chromium plated	8-34
N 13 971 1	Tapping screw, fillister head B 4.8×22 DIN 7981 galvanized	2-16
N 13 974 1	Tapping screw, fillister head B 5.5×19 DIN 7981 galvanized	8-9
N 13 997 1	Tapping screw, countersunk head B 4.2×13 DIN 7982 chromium plated	8-27
N 14 059 1	Fastener B 9 galvanized – Hose connection strip	2-8a
N 14 079 9	Strip – Hose connection C 9 galvanized	2-8a
N 14 087 3	Tapping screw, countersunk raised head B 3.5×16 DIN 7983 chromium plated	2-8a; 8-34, 58d
N 14 094 2	Tapping screw, countersunk raised head B 4.2×16 DIN 7983 high-polish galvanized	8-46, 71, 75
N 14 123 1	Screw, fillister head AM 4×10 DIN 7985 high-polish galvanized	8-44; 9-6a
N 14 131 2	Screw, fillister head AM 5×15 DIN 7985 high-polish galvanized	8-62; 9-3, 4, 9

# STANDARD PARTS

Part No.	Description	Page
N 14 138 1	Screw, fillister head AM 6×10 DIN 7985 galvanized . . . . .	8-61
N 14 216 1	Screw, countersunk head AM 5×10 DIN 7987 . . . . . chromium plated	8-27, 34 a
N 14 218 1	Screw, countersunk head AM 5×20 DIN 7987 galvanized	8-27
N 14 233 1	Screw, countersunk head AM 6×25 DIN 7987 galvanized	8-12b
N 14 255 1	Screw, countersunk raised head AM 4×12 DIN 7988 . . . . . chromium plated	9-6, 6 b, 9
N 14 256 1	Screw, countersunk raised head AM 4×18 DIN 7988 . . . . . high-polish galvanized	9-15
N 14 262 1	Screw, countersunk raised head AM 4×25 DIN 7988 . . . . . chromium plated	8-62
N 14 276 1	Screw, countersunk raised head AM 6×12 DIN 7988 . . . . . chromium plated	8-16, 25, 26
N 14 277 1	Screw, countersunk raised head AM 6×15 DIN 7988 . . . . . galvanized	8-24, 25, 27
N 14 288 1	Screw, countersunk raised head AM 8×15 DIN 7988 . . . . . galvanized	8-23
N 14 376 1	Clip B 2.6 galvanized . . . . .	8-58c, 58d
N 14 499 1	Stud AM 10 B×28 . . . . .	7-4
N 14 709 1	Screw, cheese head M 8×22 DIN 912 galvanized . . . . .	9-16 a
N 15 421 1	Speed nut B 4.8 . . . . .	2-16
N 15 625 1	Wood screw, countersunk raised head 3.5×25 DIN 7995 chromium plated	8-77
N 15 890 2	Tapping screw, fillister head A 4.9×13 DIN 7981 . . . . . galvanized	8-75
N 16 215 1	Tubular rivet AK 3.2×9.3 . . . . .	2-11
N 17 121 1	Fuse 8 DIN 72 581 . . . . .	2-19
N 17 121 4	Fuse 16 DIN 72 581 . . . . .	2-19; 8-63
N 17 121 5	Fuse 25 DIN 72 581 . . . . .	2-19; 8-63
N 17 471 0	Connector DIN 72 586 . . . . .	2-8 a
N 17 705 1	Bulb A 6 V 45/40 W DIN 72 601 . . . . .	9-6
N 17 705 2	Bulb A 6 V 45/40 W DIN 72 601 (yellow glass) . . . . .	9-6
N 17 705 3	Bulb A 12 V 45/40 W DIN 72 601 . . . . .	9-6
N 17 705 4 Z	Bulb A 12 V 45/40 W DIN 72 601 (yellow glass) . . . . . (Export only)	9-6
N 17 709 1	Bulb D 6 V 35 W DIN 72 601 . . . . .	9-6 a
N 17 709 2	Bulb D 6 V 35 W DIN 72 601 (yellow glass) . . . . .	9-6 a
N 17 709 3	Bulb D 12 V 35 W DIN 72 601 . . . . .	9-6 a

# STANDARD PARTS

Part No.	Description	Page
N 17 709 4	Bulb D 12 V 35 W DIN 72 601 (yellow glass) .....	9-6a
N 17 717 1	Bulb HL 6 V 4 W DIN 72 601 .....	9-6, 9
N 17 717 2	Bulb HL 12 V 4 W DIN 72 601 .....	9-6, 9
N 17 718 1	Bulb G 6 V 5 W DIN 72 601 .....	9-9
N 17 718 2	Bulb G 12 V 5 W DIN 72 601 .....	9-9
N 17 722 1	Bulb J 6 V 1.2 W DIN 72 601 .....	2-20; 9-3, 4, 25, 26
N 17 722 2	Bulb J 12 V 2 W DIN 72 601 .....	9-3, 4, 25
N 17 723 1	Bulb K 6 V 10 W DIN 72 601 .....	9-10a
N 17 723 2	Bulb K 12 V 10 W DIN 72 601 .....	9-10a
N 17 731 1	Bulb R 6 V 18 W DIN 72 601 .....	9-10, 14
N 17 732 1	Bulb RL 6 V 21 W DIN 72 601 .....	9-10, 14
N 17 732 2	Bulb RL 12 V 21 W DIN 72 601 .....	9-10, 14
N 17 737 1	Bulb S 6 V 18/5 W DIN 72 601 .....	9-14
N 17 738 2	Bulb SL 12 V 21/5 W DIN 72 601 .....	9-14
N 17 751 1	Bulb JG 6 V 1.2 W .....	9-16a
N 17 751 2	Bulb JG 12 V 1.2 W .....	9-4, 16a
N 18 057 1	Hose 2.5×1.75 .....	9-22b
	only in coils of 5 m – order unit 5	
N 18 203 3	Cable W 0.5 .....	9-29
	only in coils of 50 m – order unit 50	
N 18 219 9	Cable W 0.75 .....	9-29
	only in coils of 50 m – order unit 50	
N 18 227 7	Cable W 1.0 .....	9-29
	only in coils of 50 m – order unit 50	
N 18 231 1	Cable W 1.5 .....	9-29
	only in coils of 50 m – order unit 50	
N 18 248 8	Cable W 2.5 .....	9-29
	only in coils of 50 m – order unit 50	
N 18 263 3	Cable W 6.0 .....	9-29
	only in coils of 50 m – order unit 50	
N 21 055 1	Union screw – A 2/3 DIN 7623 galvanized .....	2-16
N 21 401 1	Tapping screw, countersunk raised head M 8×18 .....	8-23
	galvanized	

C

C

C

C

L

# LACQUERS

L = Lacquer, nitrocellulose; LKL = Lacquer, synthetic resin, air drying (enamel); SL = Structure lacquer

Part No.	Description	Quantity
<b>LACQUERS</b>		
1 kg Cans		
L 10 K	LKL 10 K Castilian yellow	1
L 11 K	LKL 11 K oriole yellow	1
L 30 K	LKL 30 K velour red	1
L 31 K	LKL 31 K sunset	1
L 41	LKL 41 black	1
L 43	grey-black	1
L 50 F	LKL 50 F regatta blue	1
L 50 K	LKL 50 K Neptune blue	1
L 51 K	LKL 51 K chrome blue	1
L 61 K	LKL 61 K pine green	1
L 62 K	LKL 62 K cypress green	1
L 70 F	LKL 70 F Chinchilla	1
L 70 K	LKL 70 K Vulcan grey	1
L 80 K	LKL 80 K Gobi beige	1
L 87	LKL 87 pearl white	1
L 90 C	LKL 90 C toga white	1
L 90 K	LKL 90 K Albatros white	1
L 91	chrom colored	1
L 91.7	chrom colored 125 g	1
	LKL 271 Texas brown	1
L 282	LKL 282 lotus white	1
L 288	LKL 288 bermuda	1
L 289	LKL 289 blue white	1
L 290	satın blue	1
L 360	LKL 360 sea blue	1
L 398	LKL 398 pacific	1
L 456	LKL 456 ruby red	1
L 466	silver beige	1
L 469	LKL 469 anthracite	1
L 472	LKL 472 beige-grey	1
L 514	LKL 514 emerald green	1
L 532	LKL 532 polar blue	1
L 544	LKL 544 roulette green	1
L 553	LKL 553 henna red	1
L 554	LKL 554 cherry red	1
L 560	LKL 560 manila yellow	1
L 568	LKL 568 anamite	1
L 571	LKL 571 terra brown	1
L 582	LKL 582 arcona white	1
L 594	LKL 594 smoke grey	1
L 595	LKL 595 fontana grey	1
L 620	LKL 620 savanna beige	1
L 630	LKL 630 cobalt blue	1
L 680	LKL 680 cumulus white	1

# STRUCTURE LACQUERS, MIXING ENAMELS

Part No.	Description	Quantity
<b>STRUCTURE LACQUES</b>		
0.5 kg Cans		
SL 46.5	lava .....	1
SL 634.5	ultra blue .....	1
SL 652.5	scarlet .....	1
SL 662.5	almond beige .....	1
SL 672.5	rust .....	1
<b>MIXING ENAMELS</b>		
1 kg Cans		
LM 10    LKM 10	green .....	1
LM 11    LKM 11	dark green .....	1
LM 12    LKM 12	yellow-green .....	1
LM 30    LKM 30	medium blue .....	1
LM 31    LKM 31	dark blue .....	1
LM 32    LKM 32	blue .....	1
LM 33    LKM 33	violet .....	1
LM 40    LKM 40	black .....	1
LM 50    LKM 50	fiery red .....	1
LM 51    LKM 51	ruby red .....	1
LM 53    LKM 53	orange .....	1
LM 54    LKM 54	red .....	1
LM 55    LKM 55	wine red .....	1
LM 60    LKM 60	yellow .....	1
LM 61    LKM 61	ochre .....	1
LM 62    LKM 62	yellow .....	1
LM 70    LKM 70	red-brown .....	1
LM 80    LKM 80	white .....	1
LM 90    LKM 90	aluminium .....	1

# PAINT TOUCH-UP APPLICATORS, SPRAY CANS

Part No.	Description	Quantity	Part No.	Description	Quantity
<b>PAINT TOUCH-UP APPLICATORS</b>					
L 10 K.1	Castilian yellow	1	L 282.1	lotus white	1
L 11 K.1	oriole yellow	1	L 288.1	bermuda	1
L 30 K.1	velour red	1	L 360.1	sea blue	1
L 31 K.1	sunset	1	L 472.1	beige-grey	1
L 41.1	black	1	L 532.1	polar blue	1
L 50 F.1	regatta blue	1	L 544.1	roulette green	1
L 50 K.1	Neptune blue	1	L 553.1	henna red	1
L 51 K.1	chrome blue	1	L 554.1	cherry red	1
L 61 K.1	pine green	1	L 568.1	anamite	1
L 62 K.1	cypress green	1	L 582.1	arcona white	1
L 70 F.1	Chinchilla	1	L 594.1	smoke grey	1
L 70 K.1	Vulcan grey	1	L 595.1	fontana grey	1
L 80 K.1	Gobi beige	1	L 620.1	savanna beige	1
L 87.1	pearl white	1	L 630.1	cobalt blue	1
L 90 C.1	foga white	1	L 680.1	cumulus white	1
L 90 K.1	Albatros white	1			
<b>SPRAY CANS</b>					
L 10 K.2	Castilian yellow	1	L 289.3	blue-white	1
L 11 K.2	oriole yellow	1	L 360.3	sea blue	1
L 30 K.2	velour red	1	L 398.3	pacific	1
L 31 K.2	sunset	1	L 456.3	ruby red	1
L 41.3	black	1	L 469.3	anthracite	1
L 50 F.2	regatta blue	1	L 472.3	beige-grey	1
L 50 K.3	Neptune blue	1	L 514.2	emerald green	1
L 51 K.2	chrome blue	1	L 532.2	polar blue	1
L 61 K.2	pine green	1	L 544.2	roulette green	1
L 62 K.3	cypress green	1	L 553.3	henna red	1
L 70 F.3	Chinchilla	1	L 554.3	cherry red	1
L 70 K.2	Vulcan grey	1	L 560.3	manila yellow	1
L 80 K.2	Gobi beige	1	L 568.3	anamite	1
L 87.3	pearl white	1	L 571.2	terra brown	1
L 90 C.3	foga white	1	L 582.3	arcona white	1
L 90 K.2	Albatros white	1	L 594.3	smoke grey	1
L 91.3	chrom colored	1	L 595.3	fontana grey	1
L 91.4	chrom colored	1	L 620.3	savanna beige	1
L 282.3	lotus white	1	L 630.3	cobalt blue	1
L 288.3	bermuda	1	L 680.2	cumulus white	1



# SERVICING MATERIALS AND SEALING COMPOUNDS

Part No.	Description	Quantity	Use
<b>Primers and Fillers</b>			
L 140	Primer, red-brown 2.5 kg	1	Repair primer for small areas only.
L 140.3	Primer, red-brown (spray-can)	1	Otherwise use LKL 145
L 142	Spotting putty, grey-green 1 kg	1	For smoothing out minor unevenness on paint rectification work. Otherwise use LKL 146
L 143	Wash primer glazing 1 kg	1	Metal adhesion and priming of surface. Use only with L 144
L 144	Additive solution 0.5 kg	1	For wash primer
L 144.1	Additive solution 2.5 kg	1	
L 144.2	Additive solution 11.5 kg	1	
L 145	Combination filler 2.5 kg	1	As intermediate layer to ensure good filling
L 145.1	Combination filler 1 kg	1	
LK 145	80° C filler 5 kg	1	
LKL 145	Filler 5 kg	1	
LKL 145.1	Filler 1 kg	1	
LKL 146.1	Universal filler, grey 5 kg	1	For smoothing of minor roughness but not on bare metal. Pretreatment by L 143
LKL 146.2	Universal filler, grey 1.5 kg	1	
LKL 148	Dual component Polyester filler with hardener 1 kg	1	For smoothing of major roughness
LKL 148.1	Dual component Polyester filler with hardener 2 kg	1	
LKL 149	Hardener 40 g	1	For dual component Polyester filler
LKL 150	Cold zinc paint, grey 1 kg	1	As corrosion protection for body parts which cannot be painted and for use as spot-welding paint
LKL 151	Chassis paint, black 1 kg	1	For painting frame and axle parts
L 153	Wash primer covering green 900 g	1	Metal adhesion and priming of surface.
L 153.1	Wash primer covering green 5 kg	1	Use only with L 144
L 153.2	Wash primer covering green 23 kg	1	

# SERVICING MATERIALS AND SEALING COMPOUNDS

Part No.	Description	Quantity	Use
<b>Thinners</b>			
L 160	Thinner for nitrocellulose lacquer 2.5 kg	1	For thinning primers, fillers and L . . . paints and for softening of L 145
L 160.6	Thinner for nitrocellulose lacquer (20 kg returnable can)	1	
L 160.7	Thinner for nitrocellulose lacquer (in 170 kg returnable drum)	1	
L 160.8	Thinner for nitrocellulose lacquer (20 kg non-returnable can)	1	
L 160.9	Thinner for nitrocellulose lacquer (in 170 kg non-returnable drum)	1	
LKL 160	Thinner for synthetic resin lacquer 2.5 kg	1	For thinning of LKL . . . single tone paints and for softening of LKL 146
LKL 160.1	Thinner for synthetic resin lacquer 1 kg	1	
LKL 160.6	Thinner for synthetic resin lacquer (20 kg returnable can)	1	
LKL 160.7	Thinner for synthetic resin lacquer (in 160 kg returnable drum)	1	
LKL 160.8	Thinner for synthetic resin lacquer (20 kg non-returnable can)	1	
LKL 160.9	Thinner for synthetic resin lacquer (in 160 kg non-returnable drum)	1	
LKL 161	Thinner for synthetic resin lacquer 2.5 kg	1	For thinning LKL . . . metallic paints and for softening of LK 145
LKL 162	Thinner for synthetic resin lacquer 2.5 kg	1	For thinning LKL . . . 2-layer metallic paint- Toning and thinning LKL 145
L 180.5	Polishing paste 0.5 kg	1	For polishing areas painted with L . . . paints

## Lubricants

G 2	Graphite 250 g	1	Care of lock cylinder
G 4	Lubricant for locks and hinges 1 kg	1	Lubrication of all rotary latch locks and hood hinges

## SERVICING MATERIALS AND SEALING COMPOUNDS

Part No.	Description	Quantity	Use
<b>Sealing Compounds and Adhesives</b>			
D 2	Sealing compound for housings 140 g	1	Sealing of engine and transmission cases
D 3	Sealing compound for housings 175 g	1	Sealing of engine and transmission cases
D 10	Glazing cement 1 kg	1	Sealing of window glasses
D 10.5	Glazing cement 375 g	1	Sealing of window glasses
D 11	Plastic glue 800 g	1	For PVC foils and leatherette
D 12	Universale adhesive 1 kg	1	For sticking of sound deadeners, insulation, rubber parts, carpeting, upholstery filler, textiles and polyethylene foil
D 14	Sealing compound 1 kg	1	Weather-resistant sealing of joints between wood, steel and plastic parts, e. g. slats on Pick-Up
D 17	Sealing compound 750 g	1	For sealing of spot weld seams and joints in frame seal
D 19	Plastic sealing strip 1 roll	1	Stopping leaks, sealing between front fender (rear edge) and front side panel on Type 3
D 20	Joint sealer 750 g	1	Application to visible joints and folds (e. g. roof members on Type 3) (paintable)
D 21	Rubber adhesive 350 g	1	Sticking rubber parts to metal

### Brake Fluids and Pastes

B 1	Brake cylinder paste 180 g	1	For fitting hydraulic brake components
B 2	Genuine brake fluid 1 litre	1	For filling hydraulic brake system
B 3	Genuine brake fluid 5 litres	1	For filling hydraulic brake system
B 5	Genuine brake fluid 0.25 litre	1	For filling hydraulic brake system